



ARKANSAS RAZORBACKS

1 National Championship » 6 Final Four Appearances » 10 Sweet 16 Appearances » 31 NCAA Tournament Bids

» 2016-17 SCHEDULE »

Overall: 23-8 | SEC: 12-6 | H: 15-3 | A: 6-5 | N: 2-0

NOVEMBER (4-1)

		W/L	SCORE
11	Fort Wayne	SEC Network +	W 92-83
14	Southern Illinois	SEC Network +	W 90-65
18	UT Arlington	SEC Network +	W 71-67
22	at Minnesota	ESPN3	L 85-71
28	Mount St. Mary's	SEC Network +	W 89-76

DECEMBER (7-1)

1	Stephen F. Austin	SEC Network	W 78-62
3	Austin Peay	SEC Network +	W 99-62
6	Houston	SEC Network	W 84-72
10	North Florida	SEC Network	W 91-76
17	Texas*	ESPNU	W 77-74
20	North Dakota St.	SEC Network	W 71-55
22	Sam Houston St.#		W 90-56
29	25Florida*	SEC Network	L 81-72

JANUARY (5-3)

3	at Tennessee*	SEC Network	W 82-78
7	at Kentucky*	ESPN	L 97-71
10	Mississippi State*	SEC Network	L 84-78
14	Missouri*	SEC Network	W 92-73
17	at Texas A&M*	SEC Network	W 62-60
21	LSU*	SEC Network	W 99-86
24	at Vanderbilt*	SEC Network	W 71-70
28	at Oklahoma St. %	ESPNU	L 99-71

FEBRUARY (6-2)

1	Alabama*	SEC Network	W 87-68
4	at Missouri*	SEC Network	L 83-78
7	Vanderbilt*	SEC Network	L 72-59
11	at LSU*	SEC Network	W 78-70
15	at 21South Carolina*	SEC Network	W 83-76
18	Ole Miss*	SEC Network	W 98-80
22	Texas A&M*	SEC Network	W 86-77
25	at Auburn*	SEC Network	W 79-68

MARCH (1-1)

1	at 12Florida*	ESPN2	L 78-65
4	Georgia*	ESPN2	W 85-67
10	TBA	SEC Network	8:30 p.m.

All times Central and subject to change
 # at Verizon Arena (North Little Rock, Ark.)
 ^ Lone Star Shootout (Houston, Texas)
 % Big12/SEC Challenge
 * SEC Game

» THE MATCHUP »

ARKANSAS RAZORBACKS (23-8, 12-6 SEC)

Head Coach: Mike Anderson (Tulsa '82)

Record at Arkansas: 125-72 (6th Season)

Overall Record: 325-170 (15th Season)



» #FASTEST40 FACTS »

• After being picked to finish fifth in the SEC by the media, Arkansas finished higher than it was selected for the fourth straight season.

• Arkansas joins Kentucky as the only schools to finish in the top three of the SEC in two of the last three years.

• Arkansas enters postseason play having won six of its final seven regular season games for the second time in the last 11 seasons.

• The Razorbacks are making their 26th SEC Tournament appearance where it has an all-time record of 22-24, including a berth in the title game in 2015.

• Arkansas is 2-5 in the SEC Tournament since the league went away from divisions after the 2010-11 season, with both victories coming in 2015.

• Arkansas is outscoring opponents by two points in the first half and 197 points in the second half. The Razorbacks have only been outscored in the second half three times in 31 games.

• During the last four years, the Razorbacks have posted a 29-13 regular season record in the months of February and March.

• Arkansas has recorded eight victories over AP Top 25 teams during the Mike Anderson era, including at least one in five of his six years.

• The Razorbacks have scored 80-plus points in five of their last seven wins, and are 15-0 this season when scoring at least 80 points.

» GAMEDAY INFORMATION »

DATE: Friday, March 10, 2017 | 8:30 p.m. CT

LOCATION: Bridgestone Arena (Nashville, Tenn.)

TV: SEC Network | WatchESPN

TALENT: Tom Hart (PXP), Jon Sundvold (Analyst)

• REPORTER: Laura Rutledge

RADIO: Razorback/IMG Sports Network

TALENT: Chuck Barrett (PXP), Matt Zimmerman (Analyst)

WINNER: Semifinals - Saturday, March 11 at 2:30 p.m.

» THE SEC TOURNAMENT FACTS »

• Arkansas is the No. 3 seed for the fifth time since joining the SEC, having advanced to the championship game two of the previous four times.

• The Razorbacks won their only SEC Tournament championship in 2000 as the No. 3 seed, defeating Georgia, Kentucky, LSU and Auburn to capture the title.

• Arkansas has never played Ole Miss or Missouri in the SEC Tournament and is 1-0 against Auburn.

• The Razorbacks are looking to make two NCAA Tournament appearances in a three-year span for the first time in nine seasons.

» FOR THE FIRST TIME SINCE... »

• Arkansas recorded 12 SEC wins for the fifth time in program history and just the second time in the last 22 years.



• Arkansas earned six SEC road wins this year, tying the 1994 championship team and the 2015 NCAA Tournament squad for the most in the SEC era.

• The Razorbacks won 23 regular season games for the fifth time since joining the SEC 26 years ago.

» HOW THEY COMPARE » BY THE NUMBERS »

	80.6	.465	.369	36.4	14.4	4.7	7.4	74.2	.423	.337	+0.8	1.2
	⌞	⌞	⌞	⌞	⌞	⌞	⌞	⌞	⌞	⌞	⌞	⌞
	POINTS	FG%	3FG%	BOARDS	ASSISTS	BLOCKS	STEALS	SCORING DEFENSE	FG% DEFENSE	3FG% DEFENSE	REBOUND MARGIN	AST-TO RATIO
2016-17 OPPONENTS	74.2	.423	.337	35.6	12.8	3.1	4.9	80.6	.465	.369	-0.8	1.0

#FASTEST40



SOUTHEASTERN CONFERENCE™

2016-17 Men's Basketball • 2016-17 Men's Basketball • 2016-17 Men's Basketball • 2016-17 Men's Basketball • 2016-17 Men's Basketball • 2016-17 Men's Basketball • 2016-17 Men's Basketball • 2016-17 Men's Basketball • 2016-17 Men's Basketball

2017 SEC MEN'S BASKETBALL TOURNAMENT

March 8-12 • Bridgestone Arena • Nashville, Tenn.

First Round
Wednesday, March 8

Second Round
Thursday, March 9

Quarterfinals
Friday, March 10

Semifinals
Saturday, March 11

Championship
Sunday, March 12



» ALL-TIME SEC TOURNAMENT RESULTS »

Year (Seed)	Opponent	Result
1992 (#1)	#4 Georgia (2nd Round)	W, 73-60
	#3 Alabama (3rd Round)	L, 90-89
1993 (#1)	#4 Georgia (2nd Round)	W, 65-60
	#2 Kentucky (3rd Round)	L, 92-81
1994 (#1)	#4 Georgia (2nd Round)	W, 95-83
	#2 Kentucky (3rd Round)	L, 90-78
1995 (#1)	#4 Vanderbilt (2nd Round)	W, 73-72
	#3 Alabama (3rd Round)	W, 69-58
	#1 Kentucky (Final)	L, 95-93 (OT)
1996 (#2)	#3 South Carolina (2nd Round)	W, 80-58
	#1 Kentucky (3rd Round)	L, 95-75
1997 (#2)	#3 Georgia (2nd Round)	L, 65-63
1998 (#2)	#3 Tennessee (2nd Round)	W, 102-96
	#1 Kentucky (3rd Round)	L, 99-74
1999 (#2)	#3 Florida (2nd Round)	W, 75-74
	#4 Miss. State (3rd Round)	W, 84-79 (OT)
	#2 Kentucky (Final)	L, 76-63

Year (Seed)	Opponent	Result
2000 (#3)	#6 Georgia (1st Round)	W, 71-64
	#2 Kentucky (2nd Round)	W, 86-72
	#1 LSU (3rd Round)	W, 69-67
	#2 Auburn (Final)	W, 75-67
2001 (#2)	#6 LSU (2nd Round)	W, 77-72
	#1 Kentucky (3rd Round)	L, 87-78
2002 (#5)	#4 Tennessee (1st Round)	L, 68-61
2003 (#6)	#3 LSU (1st Round)	L, 85-56
2004 (#6)	#3 South Carolina (1st Round)	L, 91-81
2005 (#4)	#5 Tennessee (1st Round)	L, 65-46
2006 (#3)	#6 Georgia (1st Round)	W, 80-67
	#2 Florida (2nd Round)	L, 74-71
2007 (#3)	#6 South Carolina (1st Round)	W, 82-52
	#2 Vanderbilt (2nd Round)	W, 72-71
	#1 Mississippi State (3rd Round)	W, 81-72
	#1 Florida (Final)	L, 77-56

Year (Seed)	Opponent	Result
2008 (#2)	#3 Vanderbilt (2nd Round)	W, 81-75
	#1 Tennessee (3rd Round)	W, 92-91
	#6 Georgia (Final)	L, 66-57
2009 (#6)	#3 Florida (1st Round)	L, 73-58
2010 (#3)	#6 Georgia (1st Round)	L, 77-64
2011 (#4)	#5 Tennessee (1st Round)	L, 74-68
2012 (#9)	#8 LSU (1st Round)	L, 70-54
2013 (#7)	#10 Vanderbilt (2nd Round)	L, 75-72
2014 (#5)	#13 South Carolina (2nd Round)	L, 71-69
2015 (#2)	#10 Tennessee (3rd Round)	W, 80-72
	#3 Georgia (4th Round)	W, 60-49
	#1 Kentucky (Final)	L, 78-63
2016 (#9)	#8 Florida (2nd Round)	L, 68-61



ELITE COMPANY »

• Moses Kingsley has joined Arkansas great and 2017 SEC legend Oliver Miller as the only players in program history to reach 1,000 points, 600 rebounds and 200 blocks as a Razorback.

THE #BEASTMO NOTEBOOK »

• Becomes the ninth player in school history to earn All-SEC honors in consecutive seasons, including the third in the last 10 years.

• Is the first player in program history to earn multiple selections to the SEC All-Defensive team.

• Is 17th in the country with 2.58 blocks per game this season and has recorded at least one block in 59 of his last 64 contests.

• Has multiple blocks in 22 games this season, including seven of the last eight contests.

• Is T-17th in the country with four games of 5+ blocks and T-8th with 15 games of 3+ blocks.

• Is currently the SEC's active leader with 243 career blocks, the fourth most in program history.

• Is on pace to finish among the top 25 scorers in Razorback history.

ALL-DEFENSIVE TEAM

1140

CAREER POINTS

28th in school history

732

CAREER BOARDS

6th in school history

243

CAREER BLOCKS

4th in school history

131

CAREER GAMES

8th in school history

» ARKANSAS IN THE SEC TOURNAMENT BREAKDOWN »

The Basics

Overall Record:	22-24
Appearances:	26th
Before 2011:	20-19
Since 2011:	2-5

Note: SEC went away from East and West Divisions after the 2010-11 season.

Record by Round

Quarterfinals	12-2
Semifinals	6-6
Finals	1-5

Record by Seed

Seed	Appearances	Record
No. 1	4	5-4
No. 2	7	9-7
No. 3	5	8-3
No. 4	2	0-2
No. 5	2	0-2
No. 6	3	0-3
No. 7	1	0-1
No. 9	2	0-2

Note: All games as the No. 5, No. 7 and No. 9 seed besides one, are West Division seeds.

Record vs. Opponent

Alabama	1-1
Auburn	1-0
Florida	1-4
Georgia	6-3
Kentucky	1-8
LSU	2-2
Ole Miss	0-0
Mississippi State	2-0
Missouri	0-0
South Carolina	2-2
Tennessee	3-3
Texas A&M	0-0
Vanderbilt	3-1

All-Tournament Team

1992	Todd Day
1994	Corliss Williamson
1995	Corliss Williamson
1995	Scotty Thurman
1999	Derek Hood
1999	Kareem Reid
2000	Brandon Dean
2000	Joe Johnson
2001	Joe Johnson
2007	Sonny Weems
2008	Darian Townes
2008	Charles Thomas
2015	Michael Qualls

NUMERICAL ROSTER »

No.	Name	Pos.	Ht.	Wt.	Yr.	Hometown/High School/Last School
0	Jaylen Barford	G	6-3	202	Jr.	Jackson, Tenn. / Motlow State CC
1	Trey Thompson	F	6-9	265	Jr.	Madison, Ark. / Forrest City HS
2	Adrio Bailey	F	6-6	204	Fr.	Campti, La. / Lakeview HS
3	Dusty Hannahs	G	6-3	203	Sr.	Little Rock, Ark. / Pulaski Academy / Texas Tech
4	Daryl Macon	G	6-3	185	Jr.	Little Rock, Ark. / Parkview HS / Holmes CC
5	Arlando Cook	F	6-8	215	Jr.	St. Louis, Mo. / Madison Prep / Connors State College
11	RJ Glasper	G	5-10	168	Fr.	Forrest City, Ark. / Forrest City HS
12	Brachen Hazen	F	6-8	195	Fr.	Fort Wayne, Ind. / Columbia City HS
13	Dustin Thomas	F	6-8	225	R-Jr.	Texarkana, Texas / Pleasant Grove HS / Colorado
15	Jonathan Holmes	G	Fr.	5-10	190	Columbia, Ill./Columbia HS
21	Manuale Watkins	G	6-3	222	Sr.	Fayetteville, Ark./Fayetteville HS
23	C.J. Jones	G	6-5	175	Fr.	Birmingham, Ala. / Central Park Christian
31	Anton Beard	G	6-0	198	Jr.	N. Little Rock, Ark./North Little Rock HS
33	Moses Kingsley	F	6-10	230	Sr.	Abuja, Nigeria/Huntington Prep (W. Va.)

COACHING STAFF »

Title	Name	Experience	Alma Mater
Head Coach	Mike Anderson	6th Year	Tulsa, '82
Associate Head Coach	Melvin Watkins	6th Year	Charlotte, '77
Assistant Coach	TJ Cleveland	6th Year	Arkansas, '02
Assistant Coach	Scotty Thurman	1st Year	Philander-Smith, '03
Director of Operations	Matt Zimmerman	6th Year	Arkansas, '90
Director of S-A Development	Jeff Daniels	6th Year	Montevallo, '82
Video Coordinator	Will Bartlett	6th Year	Missouri, '09
Special Assistant to the HC	Lee Mayberry	3rd Year	Arkansas, '15
Graduate Assistant	Kikko Haydar	2nd Year	Arkansas, '14
Graduate Assistant	Riley Hall	2nd Year	Arkansas, '16
Athletic Trainer	Dave England	33rd Year	Arkansas, '80



Jaylen Barford
Jr. | G | 6-3 | 202



Trey Thompson
Jr. | F | 6-9 | 265



Adrio Bailey
Fr. | F | 6-6 | 204



Dusty Hannahs
R-Sr. | G | 6-3 | 210



Daryl Macon
Jr. | G | 6-3 | 185



Arlando Cook
Jr. | F | 6-8 | 215



RJ Glasper
Fr. | G | 5-10 | 168



Brachen Hazen
Fr. | F | 6-8 | 195



Dustin Thomas
R-Jr. | F | 6-8 | 225



Manuale Watkins
Sr. | G | 6-3 | 222



C.J. Jones
Fr. | G | 6-5 | 175



Anton Beard
Jr. | G | 6-0 | 198



Moses Kingsley
Sr. | F | 6-10 | 230



Mike Anderson
Head Coach - 6th Season

A-Z ROSTER »

No.	Name	Yr.
2	Bailey, Adrio	Fr.
0	Barford, Jaylen	Jr.
3	Beard, Anton	Jr.
5	Cook, Arlando	Jr.
11	Glasper, RJ	Fr.
3	Hannahs, Dusty	Sr.
12	Hazen, Brachen	Fr.
15	Jonathan Holmes	Fr.
23	Jones, C.J.	Fr.
33	Kingsley, Moses	Sr.
4	Macon, Daryl	Jr.
1	Thompson, Trey	Jr.
13	Thomas, Dustin	R-Jr.
21	Watkins, Manuale	Sr.

BY STATE »

Alabama (1)		
23	Jones, C.J.	Fr.
Arkansas (6)		
3	Beard, Anton	Jr.
11	Glasper, RJ	Fr.
4	Macon, Daryl	Jr.
3	Hannahs, Dusty	Sr.
1	Thompson, Trey	Jr.
21	Watkins, Manuale	Sr.
Illinois (1)		
15	Holmes, Jonathan	Fr.
Indiana (1)		
12	Hazen, Brachen	Fr.
International (1)		
33	Kingsley, Moses	Sr.
Louisiana (1)		
2	Bailey, Adrio	Fr.
Missouri (1)		
5	Cook, Arlando	Jr.
Tennessee (1)		
0	Barford, Jaylen	Jr.
Texas (1)		
13	Thomas, Dustin	R-Jr.

BY CLASS »

FRESHMEN (4)		
2	Bailey, Adrio	Fr.
11	Glasper, RJ	Fr.
12	Hazen, Brachen	Fr.
15	Holmes, Jonathan	Fr.
23	Jones, C.J.	Fr.
JUNIORS (6)		
0	Barford, Jaylen	Jr.
3	Beard, Anton	Jr.
5	Cook, Arlando	Jr.
4	Macon, Daryl	Jr.
1	Thompson, Trey	Jr.
13	Thomas, Dustin	R-Jr.
SENIORS (3)		
3	Hannahs, Dusty	Sr.
33	Kingsley, Moses	Sr.
21	Watkins, Manuale	Sr.

THE PRONUNCIATIONS »

Adrio Bailey: A-Dree-O
Brachen Hazen: Brack-en Haiz-en
Manuale Watkins: Man-YOU-L

CLOSING IN ON HISTORY »

• Senior Dusty Hannahs is closing in on 1,000 career points at Arkansas, currently sitting 18 points shy with 982.

• He would be the fifth player in program history to reach 1,000 points in two seasons, joining Todd Day, Scotty Thurman, Martin Terry and Bobby Portis.

• He has 1,444 points at Arkansas and Texas Tech.

THE ROAD TO SUCCESS »

• The Razorbacks are 8-3 in their last 11 SEC road contests, the best stretch since the end of the 1993-94 and beginning of the 1994-95 season

• The Razorbacks have road wins over 12 different SEC opponents in the last four years, joining Florida (13) and Kentucky (13) as the only schools to accomplish the feat.

• Arkansas has rallied from at least a 12-point deficit in five of its six SEC road wins this season.

• The last 17 Arkansas teams to win five-plus road games have advanced to the NCAA Tournament.

• Mike Anderson's 20 SEC road wins in the last five-plus seasons is six more than Arkansas had in the previous 10 years before he took over.

• Arkansas is second in the league with 15 SEC road wins during the last three seasons, trailing only Kentucky with 19.

ICE IN HIS VEINS »

• In the final minute of games this season, Daryl Macon is 25-of-28 (.893) from the free throw line. No other Razorback has more than four attempts in the last minute.

MAKIN' THE FREEBIES »

• The Razorbacks are tied for second in the SEC and rank T-25th in the country in free throw percentage at 75.9 percent, averaging 18.2 made free throws per game.

• Arkansas, Wofford and Villanova are the only programs in the country with two players in the top 35 in the nation in free throw percentage as Dusty Hannahs is 18th at .890 and Daryl Macon is T-34th at .876.

• Arkansas has 2 of the top 5 free throw shooters in the SEC. Hannahs is second in the conference and Macon is fourth.

• Macon (29) and Hannahs (26) each have streaks of 25-plus made free throws this season.

MAKE 'EM PAY »

• Arkansas has scored double-digit points off turnovers in 29 of 31 games this season, including 20-plus points off miscues nine different times.

THE OTHER GUYS' RPI »

Opponent	W/L	RPI
Florida	L (H); L (A)	5
Kentucky	L (A)	7
Minnesota	L (A)	20
South Carolina	W (A)	33
Oklahoma State	L (A)	35
UT Arlington	W (H)	40
Vanderbilt	W (A); L (H)	44
Houston	W (H)	50
Georgia	W (H)	53
Ole Miss	W (H)	68
Tennessee	W (A)	75
Texas A&M	W (A); W(H)	88
Alabama	W (H)	92
Auburn	W (A)	93
North Dakota State	W (H)	118
Southern Illinois	W (H)	144
Mississippi State	L (H)	145
Mount Saint Mary's	W (H)	156
Texas	W (N)	169
Fort Wayne	W (H)	171
LSU	W (H); W (A)	174
Sam Houston State	W (N)	196
Stephen F. Austin	W (H)	206
North Florida	W (H)	218
Austin Peay	W (H)	258
Missouri	W (H); L (A)	262

THE RPI BREAKDOWN »

vs 1-50	4-6
vs 51-100	7-0
vs 101-200	8-1
vs 201+	4-1
Overall	23-8

• Arkansas checks in at No. 29 in the RPI after winning six of the last seven to close out the regular season. The SEC has five top 50 teams and 11 teams in the top 100.

RUNS AND STREAKS »

• Arkansas has recorded runs of at least 10-0 on 23 different occasions this year, including a season-high 21-0 run against Austin Peay on Dec. 3. The Razorbacks have multiple 10-0 runs in seven games this year.

• The Razorbacks have held opponents scoreless for three-plus minutes 48 times this year, including at least once in 25 of 31 games this season. Arkansas held UT Arlington scoreless for a season-best 7:11 during the second half, going on a 15-0 run.

CLOSE CALLS »

• The Razorbacks are 5-0 in their last five contests decided by one possession, the longest such streak since the 1994-95 season.

• Arkansas has won six straight games decided by four points or less, including four of those coming on the road.

RECORD BREAKDOWN

At Home (Bud Walton Arena)	15-3
On The Road	6-5
Neutral	1-0
Neutral (Verizon Arena)	1-0
White Uniforms	16-3
Cardinal Uniforms	7-4
Anthracite Uniforms	0-1

HALFTIME/LEADS/OVERTIME

Leading at the half, home	12-0
Leading at the half, road/neutral	3-0
Tied at the half, home	1-0
Tied at the half, road/neutral	1-0
Trailing at the half, home	2-3
Trailing at the half, road/neutral	4-5
Games decided by 5 points or fewer	5-1
Games decided by 10 points or fewer	9-3
Leading with 5:00 left	20-0
Leading with 2:00 left	21-0
Overtime games	0-0

OFFENSE

Scoring less than 70 points	1-2
Scoring 70-79 points	7-6
Scoring 80-89 points	7-0
Scoring 90-99 points	8-0
Scoring 100+ points	0-0
2 Players Or Less in Double Figures	2-1
3 Players in Double Figures	4-3
4 Players in Double Figures	9-4
5 Players in Double Figures	7-0
6 Players in Double Figures	1-0
7 Players in Double Figures	0-0
1 Player Scores 20 Points	5-2
2 Players Score 20 Points	1-0
When shooting 50 percent or higher	11-2
When shooting less than 50 percent	12-6

REBOUNDING/TURNOVERS

When outrebounding opponent	17-2
When outrebounded	6-5
When rebounds are even	0-1
When grabbing 10+ offensive reb	18-7
When forcing 15+ turnovers	9-2
When committing less than 15 turnovers	22-6
When committing 15+ turnovers	1-2

Top Scorers (Includes Ties)

Daryl Macon	9-2
Dusty Hannahs	9-2
Moses Kingsley	3-1
Jaylen Barford	5-3
Adrio Bailey	1-0
Anton Beard	1-0

Top Rebounders (Includes Ties)

Moses Kingsley	18-5
Dustin Thomas	3-3
Anton Beard	1-0
Jaylen Barford	1-0
Manuale Watkins	1-2
Adrio Bailey	1-0
Arlando Cook	1-0
Daryl Macon	1-0
Trey Thompson	1-0

Months

In November	4-1
In December	7-1
In January	5-3
In February	6-2
In March	1-1

» QUICK FACTS »

ABOUT ARKANSAS

Location.....	Fayetteville, Ark.
Enrollment	27,194
Founded.....	1871
Colors	Cardinal (PMS 201) and White
Nickname.....	Razorbacks
Conference.....	Southeastern (SEC)
Arena (Capacity).....	Bud Walton Arena (19,200)

ADMINISTRATION

System President	Dr. Donald R. Bobbitt
Chancellor	Dr. Joseph E. Steinmetz
Vice Chancellor and Athletic Director	Jeff Long
Faculty Representative	Dr. Sharon Hunt

COMMUNICATIONS

Associate Communications Director	David Beall
Email	jdb048@uark.edu
Office Phone	479-575-3114
Cell Phone	479-445-5336
Twitter	@Beall_sid
Secondary Contact	Brent Hull
Email	bwh003@uark.edu
Office Fax	479-575-7481
Athletic Website	ArkansasRazorbacks.com
Bud Walton Arena Press Row	479-575-6622
Arkansas Ticket Office	479-575-5151

HISTORY

First Year	1923-24
Seasons.....	94th
Overall Conference Championships . 24 (2 SEC, 22 SWC)	
SEC Overall Championships	2 (1992, 1994)
SEC Division Championships ..	4 (1992, 1993, 1994, 1995)
SEC Tournament Championships	1 (2000)
NCAA Tournament Bids	31*
National Championships.....	1 (1994)
National Runner-Up.....	1 (1995)
NCAA Final Fours.....	6 (1941, 1945, 1978, 1990, 1994, 1995)
NCAA Elite Eight	6 (1978, 1979, 1990, 1994, 1995)
NCAA Sweet 16	10
NIT Record (App.)	5-4 (3)

* - Arkansas also received a bid in 1944 but was unable to participate due to a car accident. Total number of appearances is 30.

» THE LITTLE THINGS MATTER »

Player	Deflections	Charges	Steals	Dunks	Blocks
Adrio Bailey	40	3	10	6	7
Jaylen Barford	105	--	33	7	5
Anton Beard	103	5	30	--	--
Arlando Cook	69	--	10	--	12
Dusty Hannahs	52	2	15	--	2
Brachen Hazen	2	--	--	--	--
Jonathan Holmes	2	--	--	--	--
C.J. Jones	14	--	1	2	5
Moses Kingsley	186	4	20	13	80
Daryl Macon	100	3	33	4	2
Trey Thompson	110	--	21	7	25
Dustin Thomas	87	5	19	3	7
Manuale Watkins	110	1	38	--	1
Totals	980	23	230	42	146

» HONORS AND AWARDS »

Moses Kingsley

- Second Team All-SEC
- SEC All-Defensive Team
- USBWA All-District VII Team
- SEC Community Service Team
- Allstate NABC Good Works Team Nominee
- Preseason SEC Player of the Year (Media)
- Preseason first team All-SEC (Coaches)
- Wooden Award Watch List
- Naismith Trophy Watch List
- Kareem Abdul-Jabbar Award Watch List
- Lute Olson Award Watch List
- Ranked No. 6 big man in the country by NBC Sports
- Ranked No. 21 player in the nation by NBC Sports
- Ranked No. 18 player in the nation by CBS Sports

Dusty Hannahs

- NBCSports.com second team All-SEC
- Preseason second team All-SEC (Coaches)
- Jerry West Award Watch List
- Ranked No. 97 player in the nation by CBS Sports

Jaylen Barford

- One of 15 Impact JUCO Transfers by Jon Rothstein

Daryl Macon

- SEC Player of the Week (Feb. 20)
- One of 15 Impact JUCO Transfers by Jon Rothstein
- MVP of the Lone Star Shootout

» PROHOGS BY THE NUMBERS »

#PR HOGS

37

» Arkansas has had 37 all-time NBA Draft selections from 35 different players in program history.

16

» The Razorbacks have 16 All-Star game appearances by Joe Johnson (7), Sidney Moncrief (5) and Alvin Robertson (4).

12

» Arkansas has 12 first round NBA Draft picks in program history with Sidney Moncrief going No. 5 overall in 1979.

#PROHOGS PRODUCTION »

Arkansas has had 29 former players go on to play in the NBA, including three this season as listed below.

Player	Team	Yrs	Draft Class
Joe Johnson	Jazz	16th	2001 - 10th (BOS)
Patrick Beverley	Rockets	5th	2009 - 42nd (LAL)
Bobby Portis	Bulls	2nd	2015 - 22nd (CHI)

MISCELLANEOUS STATISTICS »

Double-Figure Scoring Games

Player	12-13	13-14	14-15	15-16	16-17	Career
Dusty Hannahs	7	11	--	28	27	73
Moses Kingsley	--	2	2	30	23	57
Anton Beard	--	--	8	7	13	28
Daryl Macon	--	--	--	--	23	23
Jaylen Barford	--	--	--	--	23	23
Manuale Watkins	--	--	0	6	4	10
Dustin Thomas	--	1	3	--	3	7
Trey Thompson	--	--	0	2	--	2
C.J. Jones	--	--	--	--	2	2
Adrio Bailey	--	--	--	--	1	1

20-Point Scoring Games

Player	12-13	13-14	14-15	15-16	16-17	Career
Dusty Hannahs	1	1	--	13	4	19
Moses Kingsley	--	0	0	8	1	9
Jaylen Barford	--	--	--	--	4	4
Daryl Macon	--	--	--	--	3	3

30-Point Scoring Games

Player	12-13	13-14	14-15	15-16	16-17	Career
Dusty Hannahs	0	0	--	1	--	1
Daryl Macon	--	--	--	--	1	1

3 + Three-Pointers in a Game

Player	12-13	13-14	14-15	15-16	16-17	Career
Dusty Hannahs	6	4	--	18	12	40
Daryl Macon	--	--	--	--	10	10
Anton Beard	--	--	2	1	2	5
Manuale Watkins	--	--	--	--	1	1
Dustin Thomas	--	1	--	--	--	1
C.J. Jones	--	--	--	--	1	1
Jaylen Barford	--	--	--	--	1	1

5 + Three-Pointers in a Game

Player	12-13	13-14	14-15	15-16	16-17	Career
Dusty Hannahs	--	1	--	3	3	7
Daryl Macon	--	--	--	--	1	1

Double Figure Rebounding Games

Player	12-13	13-14	14-15	15-16	16-17	Career
Moses Kingsley	--	1	0	16	9	26
Trey Thompson	--	--	--	--	1	1

Double-Doubles

Player	12-13	13-14	14-15	15-16	16-17	Career
Moses Kingsley	--	1	0	16	6	23

5 + Assist Games

Player	12-13	13-14	14-15	15-16	16-17	Career
Daryl Macon	--	--	--	--	5	5
Manuale Watkins	--	0	1	1	1	3
Moses Kingsley	--	0	1	0	1	2
Anton Beard	--	--	--	--	2	2
Trey Thompson	--	--	0	1	1	2
Jaylen Barford	--	--	--	--	1	1

3 + Steals in a Game

Player	12-13	13-14	14-15	15-16	16-17	Career
Manuale Watkins	--	0	3	3	4	10
Anton Beard	--	--	4	1	1	6
Moses Kingsley	--	0	0	3	1	4
Jaylen Barford	--	--	--	--	4	4
Daryl Macon	--	--	--	--	2	2
Dustin Thomas	--	--	1	--	1	2
Dusty Hannahs	0	0	--	1	--	1
Trey Thompson	--	--	--	--	1	1

3 + Blocks in a Game

Player	12-13	13-14	14-15	15-16	16-17	Career
Moses Kingsley	--	7	5	13	15	40
Trey Thompson	--	--	0	2	1	3
C.J. Jones	--	--	--	--	1	1
Arlando Cook	--	--	--	--	1	1

RAZORBACK NEWS & NOTES »

• The Razorbacks have led by 20-plus points in nine of their 15 victories in Bud Walton Arena this season, including four of the six SEC wins.

Arkansas is 10-6 in its last 16 games away from Bud Walton Arena, including a 2-0 mark in neutral site games this season.

• Arkansas has rallied from at least a 12-point deficit in all five of its SEC road wins this season.

• The last 17 Arkansas teams to win five-plus road games have advanced to the NCAA Tournament.

• Arkansas leads the SEC and is T-34th in the country with seven games of 20-plus assists this season. The Razorbacks are 39-3 in the Mike Anderson era when dishing out 20-plus assists.

• Arkansas is the only SEC team to win five straight conference games in three of the last four years, and the Razorbacks have done so twice this season. The last Razorback squad to have multiple five-game SEC winning streaks was the 1994 National Title team.

THE ART OF ORGANIZED CHAOS »

• During the Mike Anderson era over the last five-plus years, Arkansas is tied for sixth in the country and ranks second the nation among high major programs in forcing the opponent to 25-plus turnovers in a game. It's happened nine times and the Razorbacks are 9-0 in those contests. During the same span, Arkansas is 27-2 when forcing 20 turnovers in a game, including 1-0 this season.

PERFECTION IN THE PALACE »

• Since Mike Anderson came back to Arkansas, the Razorbacks are tied for the fourth-most home victories in the country with 95. Arkansas is one of four teams in the country with 95-plus wins and 15 or fewer losses at home over the last six seasons. The Razorbacks are 95-15 (.864) at BWA under Anderson.

• The Razorbacks are 55-1 (.982) against unranked non-conference opponents inside Bud Walton Arena under Anderson.

SCOUTING POTENTIAL OPPONENTS »

NO. 6 OLE MISS SERIES INFORMATION

All-Time Series: Arkansas leads, 44-32

Since Arkansas Joined The SEC: Tied, 24-24

In SEC Tournament: Never played

NO. 11 AUBURN SERIES INFORMATION

All-Time Series: Arkansas leads, 33-17

Since Arkansas Joined The SEC: Arkansas leads, 33-16

In SEC Tournament: Arkansas leads, 1-0

NO. 14 MIZZOU SERIES INFORMATION

All-Time Series: Arkansas leads, 25-22

Since Missouri Joined The SEC: Arkansas leads, 6-4

In SEC Tournament: Never played

LAST 5 SEC TOURNAMENT GAMES

Date	Seed	Opponent	Result	Round	Location
3/10/16	#9	#8 Florida	L, 68-61	Second	Nashville, Tenn.
3/15/15	#2	#1 Kentucky	L, 78-63	Championship	Nashville, Tenn.
3/14/15	#2	#3 Georgia	W, 60-49	Semifinals	Nashville, Tenn.
3/13/15	#2	#10 Tennessee	W, 80-72	Quarterfinals	Nashville, Tenn.
3/13/14	#5	#13 South Carolina	L, 71-69	Second	Atlanta, Ga.

» BY THE NUMBERS »

5

» Five current Razorbacks have received SEC All-Academic honors during their career.

13

» Arkansas has had 13 current and former players graduate since May 2014, averaging four graduates per academic year.

3.0

» Over the last calendar year, the Razorbacks have had a cumulative grade point average of 3.097.

PLAY HARD ACT RIGHT

• Senior Dusty Hannahs completed his undergrad in December and graduated from the Walton College of Business with a degree in Supply Chain Management.

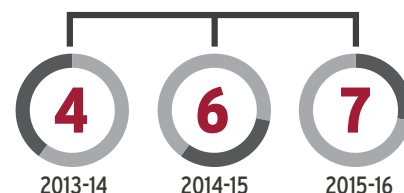
• Moses Kingsley and Manuale Watkins are slated to graduate on time this spring.

• Trey Thompson is set to graduate a year early this summer and start graduate school next fall during his senior year.

• Eleven of the 14 players had a 3.0 or higher GPA during the summer term.

17

SEC Academic Honor Roll Players over the last three seasons



» THE NATIONAL POLLS »

Associated Press Poll - (Feb. 27)

RK	TEAM	RECORD	POINTS
1	Kansas (59)	28-3	1,619
2	Villanova (2)	28-3	1,517
3	UCLA (3)	28-3	1,487
4	Gonzaga (1)	30-1	1,430
5	Oregon	27-4	1,364
6	North Carolina	26-6	1,291
7	Arizona	27-4	1,252
8	Kentucky	26-5	1,182
9	Baylor	25-6	1,084
10	Louisville	24-7	1,047
11	West Virginia	24-7	958
12	SMU	27-4	849
13	Purdue	25-6	839
14	Duke	23-8	667
15	Cincinnati	27-4	634
16	Florida State	24-7	631
17	Florida	24-7	617
18	Butler	23-7	538
19	Saint Mary's	27-3	456
20	Wichita State	30-4	401
21	Virginia	21-9	400
22	Notre Dame	23-8	394
23	Iowa State	20-10	147
24	Wisconsin	23-8	139
25	Maryland	24-7	47

Others receiving votes: Middle Tennessee 28, **Oklahoma State 23**, **Minnesota 22**, Michigan 16, Dayton 11, Seton Hall 9, USC 6, Providence 5, Vermont 3, Miami 2, VCU 2, **Arkansas 2**, Wake Forest 2, Creighton 1, Princeton 1, Michigan State 1, UNC Wilmington 1

USA Today Coaches Poll (Feb. 27)

RK	TEAM	RECORD	POINTS
1	Kansas (27)	28-3	795
2	Villanova (2)	28-3	743
3	UCLA (2)	28-3	737
4	Gonzaga (1)	30-1	674
5	Oregon	27-4	655
6	North Carolina	26-6	649
7	Arizona	27-4	600
8	Kentucky	26-5	581
9	Louisville	24-7	544
10	Baylor	25-6	516
11	West Virginia	24-7	462
12	Purdue	25-6	391
13	Florida	24-7	347
14	Duke	23-8	345
15	SMU	27-4	303
16	Notre Dame	23-8	301
17	Florida State	24-7	278
18	Cincinnati	27-4	262
18	Saint Mary's	27-3	262
20	Butler	23-7	249
21	Virginia	21-9	189
22	Wichita State	30-4	184
23	Wisconsin	23-8	82
24	Iowa State	20-10	63
25	Middle Tennessee	27-4	30

Others receiving votes: **Oklahoma State 25**, **South Carolina 22**, Miami 19, Northwestern 13, Maryland 13, **Minnesota 13**, USC 12, Creighton 10, **Arkansas 7**, Vermont 6, California 5, Michigan 3, UNC Wilmington 2, Monmouth 2, Virginia Tech 2, Nevada 1, Dayton 1, **Vanderbilt 1**, Wake Forest 1

» WEEK-BY-WEEK RANKINGS »

WEEK	AP	COACHES	NCAA RPI
Preseason	NR	RV	--
Nov. 14	NR	RV	--
Nov. 21	NR	RV	--
Nov. 28	NR	RV	--
Dec. 5	NR	RV	19
Dec. 12	NR	RV	29
Dec. 19	NR	RV	26
Dec. 26	RV	RV	19
Jan. 2	NR	NR	41
Jan. 9	NR	NR	26
Jan. 16	NR	NR	41
Jan. 23	NR	NR	33
Jan. 30	NR	NR	29
Feb. 6	NR	NR	36
Feb. 13	NR	NR	43
Feb. 20	NR	NR	34
Feb. 27	RV	RV	31
March 6	RV	RV	29
March 13			
Final			

The Last time Arkansas was ranked in the AP...

Top 25:	No. 21	March 16, 2015
Top 15:	No. 15	Nov. 14, 2000
Top 10:	No. 6	1994-95 Final Poll
Top 5:	No. 5	March 7, 1995
No. 1:	No. 1	1994-95 Preseason Poll

DANIEL GAFFORD

El Dorado, Arkansas • El Dorado High School

ESPN.com	★★★★
247Sports.com	★★★★
Rivals.com	★★★★
Scout.com	★★★★
Future150.com	★★★★



- Ranked as the No. 1 player in the state of Arkansas and the No. 11 power forward in the 2017 class by 247Sports.com.

- Is a consensus top 50 player and as high as No. 30 in the class by Rivals.com.

- Averaging a double-double with 17.5 points, 16.0 rebounds and 7.7 blocks per game as a senior.

- Invited to the Nike Academy in Los Angeles in July.

- Participated in the Nike Elite 100 Camp and the Nike Peach Invite with Arkansas Team Portis Wings.

KHALIL GARLAND

Little Rock, Arkansas • Parkview High School

ESPN.com	★★★★
247Sports.com	★★★★
Rivals.com	★★★★
Scout.com	★★★★
Future150.com	★★★★



- Ranked as the No. 2 player in the state of Arkansas, the No. 12 guard in the 2017 class and No. 54 overall by ESPN.

- Averaging 14.5 points, 4.2 rebounds, 2.4 assists and 1.8 steals a game during his senior season.

- Named the 2016 State Tournament MVP after leading the Patriots to the 2016 Arkansas 6A State Championship behind a 20-point performance in the title game.

- Earned All-State and All-Tournament honors during his junior campaign.

DARIOUSHALL

Little Rock, Arkansas • Mills Univ. Studies HS

ESPN.com	★★★★
247Sports.com	★★★★
Rivals.com	★★★★
Scout.com	★★★★
Future150.com	★★★★



- Ranked as the No. 4 player in the state of Arkansas and the No. 50 power forward in the 2017 class by 247Sports.com.

- Currently averaging 14.7 points, 8.0 rebounds and 2.3 assists per game as a senior.

- Is a two-time All-State and All-Conference selection at Mills University Studies High School.

- Played in the Nike EYBL Peach Jam for Team Penny.

- Participated in the Adidas Uprising Gauntlet, averaging 15.3 points and 7.0 rebounds per game.



» A LOOK AT THE FUTURE »

"These three individuals will come in and make the **STATE** of Arkansas **PROUD**." - Mike Anderson

The 2017 All-Arkansas early signees are a unanimous **TOP 25 CLASS** and as high as No. 14 in the country by ESPN.com

"It is **AWESOME** when we can have players in our state come in and **IMPACT** our program." - Mike Anderson

MIKE ANDERSON



CAREER NUMBERS

At Arkansas: 125-72 (6th Year)

2016-17	»	23-8
2015-16	»	16-16
2014-15	»	27-9 (NCAA, Third Round)
2013-14	»	22-12 (NIT, Second Round)
2012-13	»	19-13
2011-12	»	18-14

At Missouri: 111-57 (5 Years)

2010-11	»	23-11 (NCAA Second Round)
2009-10	»	23-11 (NCAA Second Round)
2008-09	»	31-7 (NCAA Elite Eight)
2007-08	»	16-16
2006-07	»	18-12

At Alabama-Birmingham (UAB): 89-41 (4 Years)

2005-06	»	24-7 (NCAA First Round)
2004-05	»	22-11 (NCAA Second Round)
2003-04	»	22-10 (NCAA Sweet 16, C-USA Co-Champs)
2002-03	»	21-13 (NIT Quarterfinals)

Overall Record **325-170 (15th Year)**

IT'S A NUMBERS GAME

Postseason Tournaments

1 2 3 4 5 6 7 8 9

20-Win Seasons

1 2 3 4 5 6 7 8 9 10

NCAA Tournaments

1 2 3 4 5 6 7

30-Win Seasons

1

Losing Seasons

0

PERSONAL INFO

Born: Dec. 12, 1959
Hometown: Birmingham, Ala.
Alma Mater: Tulsa (1982)
Wife: Marcheita
Children: Darcheita, Michael Jr., Yvonne
Date Named Head Coach at Arkansas: March 23, 2011

HEAD COACH
6TH SEASON AT ARKANSAS
15TH SEASON OVERALL

The Razorback Nation welcomed home one of its own on March 23, 2011, when Mike Anderson was named the 12th head men's basketball coach in Arkansas history. Charged with bringing back the winning tradition that was synonymous with the Razorback program throughout the '80s and '90s, Anderson enters his sixth season at Arkansas and 15th year as a head coach in 2016-17.

After losing 72 percent of scoring production heading into the 2015-16 season, Anderson continued his history of developing players as Arkansas finished third in the Southeastern Conference in scoring at 78.2 points per game and paced the league in three-point field goal percentage, turnover margin and assist/turnover ratio. Despite dropping eight games by four points or less, Arkansas never wavered and caught fire toward the end of the season to win four of its final five regular season games and finish eighth in the SEC. The Razorbacks became one of five teams to post a .500 or better record in conference play each of the last four years.

A longtime assistant and associate head coach at Arkansas, Anderson spent a combined nine years as a head coach at the University of Alabama-Birmingham and the University of Missouri before returning to the Razorbacks.

One of just 10 current Division I head coaches with 10-plus years of experience and no losing seasons, Anderson's 14 years at the helm of a program have resulted in a 302-162 record, nine 20-win campaigns, seven NCAA Tournament appearances, two Sweet Sixteen berths and a run to the 2009 Elite Eight.

During his first five seasons at Arkansas, Anderson produced a 102-64 record and was the first head coach in program history to win 18 or more games in each of his first four years. Anderson has also re-established Bud Walton Arena as one of the toughest places to play and brought excitement back to the tradition-rich program. In his first five years, Arkansas has won 80 games (80-12) in Bud Walton Arena, including an arena-record 17 during each of his first three years. The 2012-13 squad posted just the third unbeaten SEC home record (9-0) in program history and the first since 1998. The success on-and-off the court has translated into fan support as Arkansas returned to the top 25 in national attendance the first four years, including No. 11 in 2014-15.

CONSISTENCY

Head coach Mike Anderson is one of just 10 current Division I coaches with 10-plus years of head coaching experience and no losing seasons. Anderson and Thad Matta are the only coaches to accomplish the feat during stops at three different institutions.

Coach	Schools	Yrs
Roy Williams	Kansas/UNC	27
Tom Izzo	Michigan State	20
Mark Few	Gonzaga	16
Thad Matta	Butler/Xavier/Ohio State	15
Mike Anderson	UAB/Missouri/Arkansas	14
Jamie Dixon	Pittsburgh	12
Sean Miller	Xavier/Arizona	11
Andy Kennedy	Cincinnati/Ole Miss	10
Dave Rose	BYU	10
Ben Jacobson	Northern Iowa	10

» ARKANSAS GAME HIGHS »

POINTS	99	LSU (01/21/17)
	99	AUSTIN PEAY (12/03/16)
FIELD GOALS MADE	40	AUSTIN PEAY (12/03/16)
	35	FORT WAYNE (11/11/16)
FIELD GOAL ATTEMPTS	77	AUSTIN PEAY (12/03/16)
	67	MOUNT ST. MARY'S (11/28/16)
FIELD GOAL PERCENTAGE	.559 (33-59)	MISSOURI (01/14/17)
	.557 (34-61)	GEORGIA (03/04/17)
3 PT FIELD GOALS MADE	13	SOUTHERN ILLINOIS (11/14/16)
	12	OLE MISS (02/18/17)
3 PT FG ATTEMPTS	29	OLE MISS (02/18/17)
	26	at LSU (02/11/17)
3 PT FG PERCENTAGE	.565 (13-23)	SOUTHERN ILLINOIS (11/14/16)
	.500 (8-16)	LSU (01/21/17)
	.500 (7-14)	at South Carolina (2/15/17)
FREE THROWS MADE	29	vs Texas (12/17/16)
	27	SAM HOUSTON STATE (12/22/16)
FREE THROW ATTEMPTS	40	SAM HOUSTON STATE (12/22/16)
	35	LSU (01/21/17)
FREE THROW PERCENTAGE	.935 (29-31)	vs Texas (12/17/16)
	.909 (10-11)	AUSTIN PEAY (12/03/16)
REBOUNDS	49	SAM HOUSTON STATE (12/22/16)
	47	AUSTIN PEAY (12/03/16)
ASSISTS	28	AUSTIN PEAY (12/03/16)
	23	SOUTHERN ILLINOIS (11/14/16)
STEALS	13	NORTH FLORIDA (12/10/16)
	12	STEPHEN F. AUSTIN (12/01/16)
BLOCKED SHOTS	11	AUSTIN PEAY (12/03/16)
	9	SAM HOUSTON STATE (12/22/16)
	9	FORT WAYNE (11/11/16)
TURNOVERS	21	at Minnesota (11/22/16)
	17	at Missouri (02/04/17)
FOULS	31	at Kentucky (01/07/17)
	29	FORT WAYNE (11/11/16)

» ARKANSAS GAME LOWS »

POINTS	59	VANDERBILT (02/07/17)
FIELD GOALS MADE	21	UT ARLINGTON (11/18/16)
	21	at Texas A&M (01/17/17)
	21	at Florida (3/1/17)
FIELD GOAL ATTEMPTS	51	at Missouri (02/04/17)
	52	at Texas A&M (01/17/17)
FIELD GOAL PERCENTAGE	.355 (22-62)	vs Texas (12/17/16)
	.356 (21-59)	at Florida (3/1/17)
3 PT FIELD GOALS MADE	1	at Minnesota (11/22/16)
	3	STEPHEN F. AUSTIN (12/01/16)
3 PT FG ATTEMPTS	8	at Minnesota (11/22/16)
	11	at Tennessee (01/03/17)
3 PT FG PERCENTAGE	.125 (1-8)	at Minnesota (11/22/16)
	.211 (4-19)	GEORGIA (03/04/17)
FREE THROWS MADE	5	VANDERBILT (02/07/17)
	10	AUSTIN PEAY (12/03/16)
FREE THROW ATTEMPTS	8	VANDERBILT (02/07/17)
	11	AUSTIN PEAY (12/03/16)
FREE THROW PERCENTAGE	.619 (13-21)	at Texas A&M (01/17/17)
	.621 (18-29)	ALABAMA (02/01/17)
REBOUNDS	26	VANDERBILT (02/07/17)
	29	STEPHEN F. AUSTIN (12/01/16)
	29	at Kentucky (01/07/17)
	29	MISSISSIPPI STATE (01/10/17)
	29	at Oklahoma State (01/28/17)
ASSISTS	6	at Vanderbilt (01/24/17)
	7	at Oklahoma State (01/28/17)
	7	at Florida (3/1/17)
STEALS	3	at Kentucky (01/07/17)
	3	LSU (01/21/17)
BLOCKED SHOTS	0	MISSISSIPPI STATE (01/10/17)
TURNOVERS	6	VANDERBILT (02/07/17)
	7	MOUNT ST. MARY'S (11/28/16)
FOULS	13	TEXAS A&M (02/22/17)
	14	VANDERBILT (02/07/17)

» ARKANSAS INDIVIDUAL GAME HIGHS »

Points	30	Macon, Daryl vs Ole Miss (02/18/17)
	24	Hannahs, Dusty vs Vanderbilt (02/07/17)
	24	Kingsley, Moses vs LSU (01/21/17)
	23	Barford, Jaylen at South Carolina (2/15/17)
	23	Barford, Jaylen at Missouri (02/04/17)
	23	Macon, Daryl vs Texas (12/17/16)
	23	Hannahs, Dusty vs Fort Wayne (11/11/16)
Field Goals Made	10	Macon, Daryl vs Ole Miss (02/18/17)
	10	Hannahs, Dusty vs Vanderbilt (02/07/17)
	10	Kingsley, Moses vs LSU (01/21/17)
Field Goal Att.	19	Hannahs, Dusty vs Vanderbilt (02/07/17)
	18	Barford, Jaylen at Florida (3/1/17)
	18	Kingsley, Moses vs LSU (01/21/17)
FG Pct (min 5 made)	.875 (7-8)	Bailey, Adrio vs Austin Peay (12/03/16)
	.857 (6-7)	Thomas, Dustin vs Mount St. Mary's (11/28/16)
3-Point FG Made	6	Macon, Daryl vs Ole Miss (02/18/17)
	5	Hannahs, Dusty at LSU (02/11/17)
	5	Hannahs, Dusty vs Alabama (02/01/17)
	5	Hannahs, Dusty vs Southern Illinois (11/14/16)
3-Point FG Att.	10	Hannahs, Dusty at LSU (02/11/17)
	9	Macon, Daryl vs Ole Miss (02/18/17)
3-Pt FG Pct (min 2 made)	1.000 (3-3)	Watkins, Manuale at Texas A&M (01/17/17)
	1.000 (2-2)	Macon, Daryl at Florida (3/1/17)
	1.000 (2-2)	Beard, Anton vs LSU (01/21/17)
	1.000 (2-2)	Jones, CJ vs Missouri (01/14/17)
	1.000 (2-2)	Barford, Jaylen at Tennessee (01/03/17)
	1.000 (2-2)	Jones, CJ vs Stephen F. Austin (12/01/16)
Free Throws Made	14	Macon, Daryl vs Texas (12/17/16)
	12	Macon, Daryl at Tennessee (01/03/17)
Free Throw Att.	14	Macon, Daryl vs Texas (12/17/16)
	13	Macon, Daryl at Tennessee (01/03/17)
FT Pct (min 3 made)	1.000 (14-14)	Macon, Daryl vs Texas (12/17/16)
	1.000 (8-8)	Kingsley, Moses vs Ole Miss (02/18/17)
	1.000 (7-7)	Macon, Daryl at Vanderbilt (01/24/17)
	1.000 (7-7)	Kingsley, Moses vs Southern Illinois (11/14/16)
	1.000 (6-6)	Macon, Daryl at South Carolina (2/15/17)
	1.000 (6-6)	Beard, Anton at LSU (02/11/17)
	1.000 (6-6)	Hannahs, Dusty vs LSU (01/21/17)
	1.000 (5-5)	Barford, Jaylen at Florida (3/1/17)
	1.000 (5-5)	Barford, Jaylen vs Ole Miss (02/18/17)
	1.000 (5-5)	Kingsley, Moses at Kentucky (01/07/17)
	1.000 (5-5)	Hannahs, Dusty vs North Florida (12/10/16)
	1.000 (5-5)	Macon, Daryl vs North Florida (12/10/16)
	1.000 (5-5)	Hannahs, Dusty vs Stephen F. Austin (12/01/16)
	1.000 (5-5)	Hannahs, Dusty at Minnesota (11/22/16)
Rebounds	14	Kingsley, Moses vs Florida (12/29/16)
	13	Kingsley, Moses vs Ole Miss (02/18/17)
	13	Kingsley, Moses vs Mount St. Mary's (11/28/16)
Assists	7	Beard, Anton vs LSU (01/21/17)
	6	Thompson, Trey vs Texas A&M (02/22/17)
	6	Barford, Jaylen vs Vanderbilt (02/07/17)
	6	Macon, Daryl vs Missouri (01/14/17)
	6	Beard, Anton vs Southern Illinois (11/14/16)
Steals	4	Barford, Jaylen at Florida (3/1/17)
	4	Beard, Anton vs Stephen F. Austin (12/01/16)
	4	Macon, Daryl vs Fort Wayne (11/11/16)
Blocked Shots	7	Kingsley, Moses vs Fort Wayne (11/11/16)
	5	Kingsley, Moses at LSU (02/11/17)
	5	Kingsley, Moses vs Texas (12/17/16)
	5	Kingsley, Moses vs Southern Illinois (11/14/16)
Turnovers	6	Barford, Jaylen at South Carolina (2/15/17)
	6	Barford, Jaylen vs UT Arlington (11/18/16)
Fouls	5	Thomas, Dustin at South Carolina (2/15/17)
	5	Macon, Daryl at Missouri (02/04/17)
	5	Beard, Anton at Missouri (02/04/17)
	5	Thomas, Dustin vs Alabama (02/01/17)
	5	Cook, Arlando vs LSU (01/21/17)
	5	Beard, Anton vs Missouri (01/14/17)
	5	Kingsley, Moses vs Mississippi State (01/10/17)
	5	Thomas, Dustin at Tennessee (01/03/17)
	5	Kingsley, Moses at Minnesota (11/22/16)
	5	Thomas, Dustin vs Fort Wayne (11/11/16)
Minutes	35	Hannahs, Dusty vs Vanderbilt (02/07/17)
	35	Barford, Jaylen vs LSU (01/21/17)
	34	Hannahs, Dusty at South Carolina (2/15/17)
	34	Kingsley, Moses vs Vanderbilt (02/07/17)
	34	Beard, Anton vs LSU (01/21/17)

» THE LAST TIME ARKANSAS »

POINTS »

- Scored 100+ : 12/01/2015 - 117 vs. Northwestern St.
- Scored 100+ in an SEC game: 2/10/2015 - 101 vs. Auburn
- Scored fewer than 50: 2/09/2016 - 46 at Mississippi State

OVERTIME GAMES »

- Played in an OT game: 1/30/2016 vs. Texas Tech, W, 75-68 (OT)
- Played in a 2OT game: 1/16/2013 vs. Auburn, W, 88-80 (2 OT)
- Played in a 3OT game: 2/09/1980 vs. Houston, L, 90-84 (3 OT)

VERSUS TOP-25 OPPONENTS »

- Beat an AP Top 25-ranked opponent: 02/15/2017 at No. 21 South Carolina, W, 83-76
- Beat an AP Top 10 team: 1/27/2016 vs. No. 5 Texas A&M, W, 74-71
- Beat an AP Top 5 team: 1/27/2016 vs. No. 5 Texas A&M, W, 74-71

VERSUS TOP-25 OPPONENTS ON THE ROAD »

- Beat an AP Top 25 team on road: 02/15/2017 at No. 21 South Carolina, W, 83-76
- Beat an AP Top 5 team on road: 2/09/1994 at No. 4 Kentucky, W, 90-82

DOUBLE-DOUBLES »

- Two players in same game: vs. Auburn (2/17/2016)
 - Moses Kingsley (20 pts, 10 rebs) and Jabril Durham (12 pts, 10 asts)

3-POINT SHOOTING »

- 10+ 3FGM in a game: 2/18/2017 - 12 vs. Ole Miss
- 15+ 3FGM in a game: 1/09/2016 - 16 vs. Mississippi State

AT THE CHARITY STRIPE »

- Attempted 30+ FT in a game: 1/21/2017 - 35 vs. LSU
- 20+ FTM in a game: 2/22/2017 - 22 vs. Texas A&M
- 25+ FTM in a game: 1/21/2017 - 25 (of 35) vs. LSU

» THE LAST TIME AN ARKANSAS PLAYER »

POINTS »

- Scored 30-39 points in a game: 02/18/2017 - 30 by Daryl Macon vs. Ole Miss
- Scored 40-49 points in a game: 01/11/1992 - 43 by Todd Day vs. LSU
- Scored 50+ points in a game: 11/13/2009 - 51 by Rotnei Clarke vs. Alcorn St.

DOUBLE-DOUBLES »

- Points/Rebounds: 2/22/2017 - 10 pts and 10 rebs by Moses Kingsley vs. Texas A&M
- Points/Assists: 2/17/2016 - 12 pts and 10 asts by Jabril Durham vs. Auburn

REBOUNDS »

- Had 15+ rebounds in a game: 03/07/2015 - 15 by Bobby Portis vs. LSU
- Had 20+ rebounds in a game: 11/21/1997 - 23 by Nick Davis vs. Jackson St.

THREE-POINT SHOOTING »

- 5+ 3FGM in a game: 2/18/2017 - 6 (9 att) by Daryl Macon vs. Ole Miss

AT THE CHARITY STRIPE »

- 10+ FTA in a game: 2/1/2017 - 12 by Moses Kingsley vs. Alabama
- 10+ FTM in a game: 2/1/2017 - 11 (12 att) by Moses Kingsley vs. Alabama

ASSISTS »

- 5+ assists in a game: 2/22/2017 - 6 by Trey Thompson vs. Texas A&M
- Consecutive 5+ assists games: 03/05/2016 vs. South Carolina (11) and 03/10/2016 (6) vs. Florida by Jabril Durham
- 10+ assists in a game: 03/05/2016 - 11 by Jabril Durham vs. South Carolina
- Consecutive 10+ assists games: 01/16/2010 vs. Alabama (10) and 01/21/2010 vs. Florida (11) by Courtney Fortson

BLOCKS »

- Had 3+ blocks in a game: 2/18/2017 - 4 by Moses Kingsley vs. Ole Miss
- Had 5+ blocks in a game: 2/11/2017 - 5 by Moses Kingsley at LSU

STEALS »

- Had 5+ steals in a game: 01/09/2016 - 6 by Jabril Durham vs. Mississippi State
- Had consecutive 5+ steal games: 01/01/2006 vs. Western Ill. (5) and 01/07/2006 vs. Miss. St. (5) by Ronnie Brewer

» RAZORBACKS IN THE SEC TOURNAMENT »

TEAM RECORDS

Most Points Arkansas 102, Tennessee 96 1998 SEC TOURNAMENT RECORD

INDIVIDUAL RECORDS

Scoring/30pt	39, Todd Day vs. Alabama	1992	T-2nd in SEC Tournament History
	33, Dusty Hannahs vs. Florida	2016	T-11th in SEC Tournament History (T-7th Most)
	30, Corliss Williamson vs. Kentucky	1994	T-25th in SEC Tournament History (T-10th most)
Rebounds	18, Charles Thomas vs. Mississippi State	2007	T-4th in SEC Tournament History (T-3rd most)
	18, Mike Washington vs. Florida	2009	T-4th in SEC Tournament History (T-3rd most)
	16, Corliss Williamson vs. Kentucky	1994	T-11th in SEC Tournament History (T-5th most)
FG Made	14, Todd Day vs. Alabama	1992	T-4th in SEC Tournament History (T-3rd most)
FG Attempts	26, Todd Day vs. Alabama	1992	T-3rd in SEC Tournament History (T-3rd most)
3-Pt FG Made	7, Pat Bradley vs. South Carolina	1996	T-7th in SEC Tournament History (2nd most)
Steals	7, TJ Cleveland vs. LSU	2000	TIES SEC TOURNAMENT RECORD

STARTING LINEUPS »

Date	Opponent	G	G	G	F	F	Outcome
Nov. 11	Fort Wayne	Barford	Macon	Hannahs	Thomas	Kingsley	W, 92-83
Nov. 14	Southern Illinois	Barford	Macon	Hannahs	Thomas	Kingsley	W, 90-65
Nov. 18	UT Arlington	Barford	Macon	Hannahs	Thomas	Kingsley	W, 71-67
Nov. 22	at Minnesota	Barford	Macon	Hannahs	Thomas	Kingsley	L, 85-71
Nov. 28	Mount Saint Mary's	Beard	Watkins	Hannahs	Thomas	Kingsley	W, 89-76
Dec. 1	Stephen F. Austin	Beard	Watkins	Hannahs	Thomas	Kingsley	W, 78-62
Dec. 3	Austin Peay	Barford	Macon	Watkins	Thomas	Kingsley	W, 99-62
Dec. 6	Houston	Barford	Macon	Watkins	Thomas	Kingsley	W, 84-72
Dec. 10	North Florida	Barford	Macon	Watkins	Thomas	Kingsley	W, 91-76
Dec. 17	Texas^	Barford	Macon	Watkins	Thomas	Kingsley	W, 77-74
Dec. 20	North Dakota State	Barford	Macon	Watkins	Thomas	Kingsley	W, 71-55
Dec. 22	Sam Houston State#	Hannahs	Macon	Watkins	Thomas	Kingsley	W, 90-56
Dec. 29	Florida*	Hannahs	Macon	Watkins	Thomas	Kingsley	L, 81-72
Jan. 3	at Tennessee*	Hannahs	Macon	Watkins	Cook	Kingsley	W, 82-78
Jan. 7	at Kentucky*	Hannahs	Macon	Watkins	Cook	Kingsley	L, 97-71
Jan. 10	Mississippi State*	Barford	Macon	Watkins	Cook	Kingsley	L, 84-78
Jan. 14	Missouri*	Barford	Macon	Beard	Thomas	Kingsley	W, 92-73
Jan. 17	at Texas A&M*	Barford	Macon	Beard	Thomas	Kingsley	W, 62-60
Jan. 21	LSU*	Barford	Macon	Beard	Cook	Kingsley	W, 99-86
Jan. 24	at Vanderbilt*	Barford	Macon	Beard	Cook	Kingsley	W, 71-70
Jan. 28	at Oklahoma State%	Barford	Macon	Beard	Cook	Kingsley	L, 99-71
Feb. 1	Alabama*	Barford	Macon	Beard	Cook	Kingsley	W, 87-68
Feb. 4	at Missouri*	Barford	Macon	Beard	Thomas	Kingsley	L, 83-78
Feb. 7	Vanderbilt*	Barford	Hannahs	Beard	Thomas	Kingsley	L, 72-59
Feb. 11	at LSU*	Barford	Hannahs	Beard	Bailey	Kingsley	W, 78-70
Feb. 15	at South Carolina*	Barford	Hannahs	Watkins	Bailey	Kingsley	W, 83-76
Feb. 18	Ole Miss*	Barford	Hannahs	Watkins	Thomas	Kingsley	W, 98-80
Feb. 22	Texas A&M*	Barford	Hannahs	Watkins	Thomas	Kingsley	W, 86-77
Feb. 25	at Auburn*	Barford	Hannahs	Watkins	Thomas	Kingsley	W, 79-68
March 1	at Florida*	Barford	Hannahs	Watkins	Thomas	Kingsley	L, 78-65
March 4	Georgia*	Barford	Hannahs	Watkins	Thomas	Kingsley	W, 85-67

at Verizon Arena (North Little Rock, Ark.)

^ Lone Star Shootout (Houston, Texas)

% Big12/SEC Challenge

* SEC Game

Date	Opponent	Largest Lead	Largest Deficit	Time Led	Time Trailed	Time Tied	Outcome
Nov. 11	Fort Wayne	15 (2nd - 2:42)	6 (1st - 8:06)	31:22	7:16	0:52	W, 92-83
Nov. 14	Southern Illinois	36 (2nd - 16:41)	3 (1st - 18:50)	37:39	0:55	1:26	W, 90-65
Nov. 18	UT Arlington	7 (2nd - 10:36)	17 (1st - 12:37)	11:37	26:34	1:49	W, 71-67
Nov. 22	at Minnesota	6 (1st - 12:50)	22 (2nd - 5:32)	6:33	30:16	3:11	L, 85-71
Nov. 28	Mount Saint Mary's	21 (2nd - 6:41)	4 (1st - 18:27)	35:10	3:05	1:45	W, 89-76
Dec. 1	Stephen F. Austin	23 (2nd - 3:15)	2 (1st - 19:22)	36:33	0:28	2:59	W, 78-62
Dec. 3	Austin Peay	41 (2nd - 8:38)	2 (1st - 19:30)	36:58	0:35	2:27	W, 99-62
Dec. 6	Houston	14 (1st - 10:25)	3 (1st - 18:40)	32:27	6:27	1:06	W, 84-72
Dec. 10	North Florida	16 (2nd - 1:12)	3 (2nd - 13:44)	29:39	6:15	4:06	W, 91-76
Dec. 17	Texas^	9 (2nd - 11:58)	7 (1st - 12:35)	2:05	22:22	15:20	W, 77-74
Dec. 20	North Dakota State	20 (2nd - 4:11)	1 (1st - 16:53)	38:22	0:40	0:57	W, 71-55
Dec. 22	Sam Houston State#	37 (2nd - 2:49)	None	38:53	None	1:07	W, 90-56
Dec. 29	Florida*	3 (1st - 14:09)	16 (2nd - 3:12)	2:32	34:13	3:15	L, 81-72
Jan. 3	at Tennessee*	7 (2nd - 16:43)	13 (1st - 4:06)	22:34	15:00	2:17	W, 82-78
Jan. 7	at Kentucky*	4 (1st - 8:04)	26 (2nd - 0:21)	3:21	36:20	0:19	L, 97-71
Jan. 10	Mississippi State*	7 (1st - 9:40)	10 (2nd - 0:40)	8:16	28:11	3:33	L, 84-78
Jan. 14	Missouri*	22 (2nd - 17:00)	None	37:32	None	1:48	W, 92-73
Jan. 17	at Texas A&M*	5 (2nd - 1:21)	12 (2nd - 12:51)	5:29	31:07	3:24	W, 62-60
Jan. 21	LSU*	17 (2nd - 5:35)	None	38:59	None	1:01	W, 99-86
Jan. 24	at Vanderbilt*	4 (2nd - 17:37)	15 (2nd - 6:02)	4:12	31:50	3:32	W, 71-70
Jan. 28	at Oklahoma State%	None	30 (2nd - 17:39)	None	39:43	0:17	L, 99-71
Feb. 1	Alabama*	27 (2nd - 4:01)	4 (1st - 15:46)	33:26	5:54	0:40	W, 87-68
Feb. 4	at Missouri*	3 (1st - 19:56)	15 (1st - 5:58)	2:04	36:52	1:04	L, 83-78
Feb. 7	Vanderbilt*	None	24 (1st - 3:18)	None	39:35	0:25	L, 72-59
Feb. 11	at LSU*	12 (2nd - 3:45)	14 (1st - 4:13)	15:47	20:25	3:47	W, 78-70
Feb. 15	at South Carolina*	12 (2nd - 18:52)	14 (1st - 14:18)	29:04	9:42	1:14	W, 83-76
Feb. 18	Ole Miss*	24 (2nd - 11:17)	3 (1st - 15:59)	36:00	1:38	2:22	W, 98-80
Feb. 22	Texas A&M*	10 (2nd - 12:05)	2 (1st - 15:25)	35:54	0:43	3:23	W, 86-77
Feb. 25	at Auburn*	15 (2nd - 1:17)	5 (1st - 17:01)	31:58	6:28	1:34	W, 79-68
March 1	at Florida*	2 (1st - 19:28)	16 (1st - 9:34)	0:32	38:14	1:14	L, 78-65
March 4	Georgia*	21 (2nd - 2:50)	7 (1st - 8:53)	26:59	8:00	5:01	W, 85-67
March 10	at SEC Tournament	--	--	--	--	--	--

^ Lone Star Shootout (Houston, Texas) | # at Verizon Arena (North Little Rock, Ark.) | % Big12/SEC Challenge | * SEC Game

> GAME-BY-GAME LEADERS »

Date	Opponent	Points	Rebounds	Assists	Steals	Blocks
Nov. 11	Fort Wayne	Hannahs (23)	Kingsley (9)	Macon (5)	Macon (4)	Kingsley (7)
Nov. 14	Southern Illinois	Hannahs (19)	Kingsley (7)	Beard (6)	Seven Players (1)	Kingsley (5)
Nov. 18	UT Arlington	Barford (17)	Three Players (6)	Four Players (2)	Barford (3)	Kingsley (4)
Nov. 22	at Minnesota	Hannahs (20)	Kingsley (10)	Three Players (3)	Watkins (3)	Kingsley (3)
Nov. 28	Mount Saint Mary's	Macon (15)	Kingsley (13)	Two Players (4)	Two Players (2)	Kingsley (1)
Dec. 1	Stephen F. Austin	Hannahs (15)	Watkins (7)	Macon (5)	Beard (4)	Jones (1)
Dec. 3	Austin Peay	Bailey (14)	Two Players (7)	Kingsley (5)	Two Players (2)	Two Players (3)
Dec. 6	Houston	Two Players (17)	Kingsley (9)	Watkins (4)	Beard (2)	Two Players (2)
Dec. 10	North Florida	Hannahs (17)	Kingsley (10)	Two Players (4)	Two Players (3)	Barford (2)
Dec. 17	Texas^	Macon (23)	Kingsley (10)	Two Players (2)	Hannahs (2)	Kingsley (5)
Dec. 20	North Dakota State	Macon (15)	Kingsley (8)	Macon (5)	Watkins (3)	Thompson (2)
Dec. 22	Sam Houston State#	Two Players (17)	Two Players (7)	Thompson (3)	Three Players (2)	Two Players (3)
Dec. 29	Florida*	Macon (22)	Kingsley (14)	Four Players (2)	Beard (2)	Kingsley (4)
Jan. 3	at Tennessee*	Beard (16)	Kingsley (10)	Kingsley (3)	Two Players (2)	Kingsley (3)
Jan. 7	at Kentucky*	Macon (15)	Two Players (7)	Three Players (2)	Three Players (1)	Thompson (2)
Jan. 10	Mississippi State*	Kingsley (19)	Thomas (7)	Thompson (3)	Three Players (3)	None
Jan. 14	Missouri*	Macon (17)	Kingsley (8)	Macon (6)	Macon (2)	Kingsley (3)
Jan. 17	at Texas A&M*	Macon (16)	Cook (7)	Five Players (2)	Watkins (3)	Two Players (2)
Jan. 21	LSU*	Kingsley (24)	Two Players (7)	Beard (7)	Three Players (1)	Kingsley (1)
Jan. 24	at Vanderbilt*	Hannahs (17)	Kingsley (11)	Hannahs (2)	Beard (2)	Kingsley (2)
Jan. 28	at Oklahoma State%	Barford (21)	Thomas (5)	Barford (2)	Thomas (2)	Kingsley (4)
Feb. 1	Alabama*	Hannahs (19)	Kingsley (6)	Two Players (4)	Watkins (3)	Kingsley (2)
Feb. 4	at Missouri*	Barford (23)	Two Players (6)	Macon (3)	Two Players (2)	Kingsley (1)
Feb. 7	Vanderbilt*	Hannahs (24)	Kingsley (6)	Barford (6)	Two Players (3)	Kingsley (3)
Feb. 11	at LSU*	Two Players (17)	Thomas (9)	Two Players (2)	Thomas (3)	Kingsley (5)
Feb. 15	at South Carolina*	Barford (23)	Kingsley (7)	Two Players (3)	Two players (2)	Kingsley (4)
Feb. 18	Ole Miss*	Macon (30)	Kingsley (13)	Watkins (5)	Thompson (3)	Kingsley (4)
Feb. 22	Texas A&M*	Barford (16)	Kingsley (10)	Thompson (6)	Three Players (2)	Kingsley (2)
Feb. 25	at Auburn*	Barford (20)	Thompson (11)	Thompson (3)	Hannahs (2)	Kingsley (2)
March 1	at Florida*	Barford (18)	Kingsley (9)	Barford (3)	Barford (4)	Thomas (1)
March 4	Georgia*	Three Players (15)	Kingsley (9)	Barford (3)	Two Players (2)	Two Players (2)
March 10	at SEC Tournament	--	--	--	--	--

^ Lone Star Shootout (Houston, Texas) | # at Verizon Arena (North Little Rock, Ark.) | % Big12/SEC Challenge | * SEC Game

Date	Opponent	Deflections	Charges	Steals	Dunks	Blocks
Nov. 11	Fort Wayne	39	1	9	0	9
Nov. 14	Southern Illinois	36	1	7	2	7
Nov. 18	UT Arlington	38	1	11	3	6
Nov. 22	at Minnesota	25	1	8	0	4
Nov. 28	Mount Saint Mary's	26	1	8	1	1
Dec. 1	Stephen F. Austin	37	1	12	1	1
Dec. 3	Austin Peay	48	1	9	5	11
Dec. 6	Houston	26	2	5	0	5
Dec. 10	North Florida	40	1	13	1	4
Dec. 17	Texas^	37	1	6	0	8
Dec. 20	North Dakota State	37	2	6	0	4
Dec. 22	Sam Houston State#	44	0	9	2	9
Dec. 29	Florida*	31	2	4	1	6
Jan. 3	at Tennessee*	24	1	5	1	5
Jan. 7	at Kentucky*	27	0	3	2	3
Jan. 10	Mississippi State*	34	0	9	1	0
Jan. 14	Missouri*	28	1	5	1	5
Jan. 17	at Texas A&M*	35	0	8	0	6
Jan. 21	LSU*	25	0	3	2	1
Jan. 24	at Vanderbilt*	26	0	6	0	3
Jan. 28	at Oklahoma State%	23	0	4	2	4
Feb. 1	Alabama*	27	0	11	3	4
Feb. 4	at Missouri*	16	0	6	1	1
Feb. 7	Vanderbilt*	27	0	11	1	5
Feb. 11	at LSU*	33	2	10	1	7
Feb. 15	at South Carolina*	23	1	6	0	6
Feb. 18	Ole Miss*	40	2	6	4	7
Feb. 22	Texas A&M*	41	0	11	2	2
Feb. 25	at Auburn*	25	0	6	1	4
March 1	at Florida*	22	1	7	0	1
March 4	Georgia*	40	0	6	4	7
March 10	at SEC Tournament	--	--	--	--	--
TOTALS		980	23	230	42	146

^ Lone Star Shootout (Houston, Texas) | # at Verizon Arena (North Little Rock, Ark.) | % Big12/SEC Challenge | * SEC Game

MISCELLANEOUS TEAM STATS »

Date	Opponent	W/L	Points In Paint			Pts Off Turnovers			2nd Chance Pts			Fast Break Pts			
			Ark	Opp.	Diff.	Ark	Opp.	Diff.	Ark	Opp.	Diff.	Ark	Opp.	Diff.	
Nov. 11	Fort Wayne	W	52	22	+30	16	12	+4	9	21	-12	24	0	+24	
Nov. 14	Southern Illinois	W	30	28	+2	21	17	+4	11	10	+1	17	2	+15	
Nov. 18	UT Arlington	W	24	20	+4	28	20	+8	9	18	-9	10	8	+2	
Nov. 22	at Minnesota	L	46	38	+8	11	26	-15	11	13	-2	6	4	+2	
Nov. 28	Mount Saint Mary's	W	48	34	+14	18	10	+8	13	6	+7	21	9	+12	
Dec. 1	Stephen F. Austin	W	36	28	+8	29	24	+5	12	9	+3	20	4	+16	
Dec. 3	Austin Peay	W	52	40	+12	25	8	+17	26	10	+16	28	7	+21	
Dec. 6	Houston	W	38	38	0	15	19	-4	13	9	+4	12	12	0	
Dec. 10	North Florida	W	38	20	+18	21	12	+9	22	6	+16	10	2	+8	
Dec. 17	Texas^	W	32	32	0	12	8	+4	11	18	-7	13	11	+2	
Dec. 20	North Dakota State	W	24	18	+6	15	19	-4	16	5	+11	5	2	+3	
Dec. 22	Sam Houston State#	W	32	32	0	17	13	+4	9	3	+6	8	10	-2	
Dec. 29	Florida*	L	34	34	0	19	16	+3	12	18	-6	7	10	-3	
Jan. 3	at Tennessee*	W	36	32	+4	12	7	+5	5	14	-9	12	6	+6	
Jan. 7	at Kentucky*	L	32	46	-14	11	16	-5	13	21	-8	4	24	-20	
Jan. 10	Mississippi State*	L	30	26	+4	15	6	+9	14	14	0	4	6	-2	
Jan. 14	Missouri*	W	38	22	+16	25	14	+11	15	9	+6	21	6	+15	
Jan. 17	at Texas A&M*	W	24	24	0	16	13	+3	11	7	+4	2	6	-4	
Jan. 21	LSU*	W	38	38	0	11	19	-8	14	10	+4	10	10	0	
Jan. 24	at Vanderbilt*	W	32	18	+14	16	10	+6	15	4	+11	10	5	+5	
Jan. 28	at Oklahoma State%	L	32	40	-8	5	23	-18	18	14	+4	6	18	-12	
Feb. 1	Alabama*	W	32	26	+6	28	7	+21	10	8	+2	19	9	+10	
Feb. 4	at Missouri*	L	28	18	+10	15	19	-4	12	9	+3	8	0	+8	
Feb. 7	Vanderbilt*	L	28	22	+6	16	7	+9	13	15	-2	12	3	+9	
Feb. 11	at LSU*	W	20	40	-20	25	20	+5	5	21	-16	2	8	-6	
Feb. 15	at South Carolina*	W	34	44	-10	13	16	-3	8	13	-5	6	13	-7	
Feb. 18	Ole Miss*	W	30	30	0	16	11	+5	8	23	-15	16	11	+5	
Feb. 22	Texas A&M*	W	44	46	-2	21	13	+8	18	18	0	8	4	+4	
Feb. 25	at Auburn*	W	36	24	+12	12	15	-3	17	9	+8	12	5	+7	
March 1	at Florida*	L	26	38	-12	12	15	-3	7	9	-2	4	8	-4	
March 4	Georgia*	W	48	22	+26	7	4	+3	12	18	-6	10	4	+6	
March 10	at SEC Tournament	--	--	--	--	--	--	--	--	--	--	--	--	--	
TOTALS			23-8	1,074	940	+134	523	439	+84	389	382	+7	347	227	+110

^ Lone Star Shootout (Houston, Texas) | # at Verizon Arena (North Little Rock, Ark.) | % Big12/SEC Challenge | * SEC Game

at guard... a six-three junior... from Jackson, Tennessee... number zero...

JAYLEN BARFORD



» @JBarford1 NEWS & NOTES »

- Is averaging 17.8 points per game over the last six games.
- Scored 10+ points in the first half in six of the last nine SEC road contests. Two were off the bench.
- Scored a career-high 23 points at South Carolina Feb. 15, including 17 in the first half.
- Has scored 20-plus points in four of the last 11 games, all on the road.
- Has had three or more assists in five of the last 10 games.
- Had a career-high six assists against Vanderbilt on Feb. 7.
- Has scored in double-figures 23 times and recorded multiple assists in 19 of 31 games this season.
- Junior college transfer from Motlow State Community College.
- Ranked at the No. 1 junior college transfer in the 2016 class.
- Named one of 15 Impact JUCO Transfers by Jon Rothstein.
- Led the nation last year in scoring at 26.2 points per game and paced the country in field goals made (310-527) and total point (837).
- Scored 20+ points 31 times in JUCO, 30+ 12 times.
- Was named First Team All-American and TCCAA Player of the Year last season.

» GAME-BY-GAME STATS »

Opponent	Date	gs	min	Total		3-Pointers		Free throws		Rebounds				pf	a	t/o	blk	stl	pts	avg	
				fg-fga	pct	3fg-fga	pct	ft-fta	pct	off	def	tot	avg								
FORT WAYNE	11/11/16	*	27	4-9	.444	1-1	1.000	1-2	.500	1	4	5	5.0	3	4	2	0	1	10	10.0	
SOUTHERN ILLINOIS	11/14/16	*	22	4-7	.571	1-2	.500	0-2	.000	0	2	2	3.5	2	2	2	0	0	9	9.5	
UT ARLINGTON	11/18/16	*	31	6-12	.500	1-2	.500	4-6	.667	3	3	6	4.3	1	2	6	0	3	17	12.0	
at Minnesota	11/22/16	*	25	5-9	.556	0-1	.000	2-2	1.000	1	1	2	3.8	3	2	2	0	1	12	12.0	
MOUNT ST. MARY'S	11/28/16	*	23	5-8	.625	2-4	.500	1-1	1.000	0	1	1	3.2	2	1	0	0	2	13	12.2	
STEPHEN F. AUSTIN	12/01/16	*	20	2-6	.333	0-3	.000	4-5	.800	1	2	3	3.2	2	1	3	0	1	8	11.5	
AUSTIN PEAY	12/03/16	*	21	5-10	.500	1-3	.333	1-1	1.000	0	6	6	3.6	2	4	0	1	2	12	11.6	
HOUSTON	12/06/16	*	15	1-5	.200	0-1	.000	0-0	.000	0	1	1	3.3	1	1	2	0	0	2	10.4	
NORTH FLORIDA	12/10/16	*	25	6-16	.375	1-5	.200	1-4	.250	2	2	4	3.3	1	3	1	2	3	14	10.8	
vs Texas	12/17/16	*	26	4-10	.400	0-3	.000	3-3	1.000	0	3	3	3.3	4	3	2	1	1	11	10.8	
NORTH DAKOTA STATE	12/20/16	*	22	2-7	.286	0-2	.000	0-0	.000	1	2	3	3.3	2	2	3	0	0	4	10.2	
vs Sam Houston State	12/22/16	*	17	3-9	.333	1-3	.333	4-5	.800	0	3	3	3.3	2	1	0	0	1	11	10.3	
FLORIDA	12/29/16	*	17	1-8	.125	0-2	.000	0-0	.000	2	1	3	3.2	2	2	1	0	0	2	9.6	
at Tennessee	01/03/17	*	24	5-8	.625	2-2	1.000	2-2	1.000	1	3	4	3.3	4	2	0	0	0	14	9.9	
at Kentucky	01/07/17	*	17	6-9	.667	0-1	.000	2-3	.667	3	1	4	3.3	4	0	5	0	0	14	10.2	
MISSISSIPPI STATE	01/10/17	*	23	4-8	.500	0-3	.000	2-3	.667	2	3	5	3.4	3	1	1	0	1	10	10.2	
MISSOURI	01/14/17	*	20	6-8	.750	0-2	.000	1-1	1.000	0	6	6	3.6	4	2	0	0	1	13	10.4	
at Texas A&M	01/17/17	*	23	2-9	.222	0-2	.000	0-2	.000	0	3	3	3.6	3	2	1	0	0	4	10.0	
LSU	01/21/17	*	35	5-12	.417	0-2	.000	4-7	.571	0	4	4	3.6	1	3	1	0	0	14	10.2	
at Vanderbilt	01/24/17	*	32	6-13	.462	3-4	.750	0-0	.000	3	1	4	3.6	1	1	1	0	1	15	10.5	
at Oklahoma State	01/28/17	*	28	8-13	.615	2-3	.667	3-4	.750	1	2	3	3.6	3	2	2	0	0	21	11.0	
ALABAMA	02/01/17	*	27	6-12	.500	0-3	.000	1-3	.333	2	3	5	3.6	0	4	1	0	1	13	11.0	
at Missouri	02/04/17	*	29	8-16	.500	0-3	.000	7-8	.875	1	1	2	3.6	2	0	5	0	2	23	11.6	
VANDERBILT	02/07/17	*	22	2-7	.286	1-2	.500	0-0	.000	0	3	3	3.5	2	6	2	0	3	5	11.3	
at LSU	02/11/17	*	30	2-9	.222	1-6	.167	3-4	.750	0	6	6	3.6	3	4	1	0	1	8	11.2	
at South Carolina	2/15/17	*	32	9-17	.529	2-4	.500	3-3	1.000	2	3	5	3.7	4	1	6	0	0	23	11.6	
OLE MISS	02/18/17	*	23	4-10	.400	2-4	.500	5-5	1.000	0	2	2	3.6	3	1	3	0	0	15	11.7	
TEXAS A&M	02/22/17	*	24	6-11	.545	0-3	.000	4-4	1.000	0	2	2	3.6	0	0	1	0	2	16	11.9	
at Auburn	02/25/17	*	32	7-17	.412	0-5	.000	6-9	.667	0	4	4	3.6	2	1	1	0	0	20	12.2	
at Florida	3/1/17	*	31	6-18	.333	1-5	.200	5-5	1.000	2	4	6	3.7	3	3	3	0	4	18	12.4	
GEORGIA	03/04/17	*	29	6-9	.667	1-3	.333	2-2	1.000	0	3	3	3.6	2	3	2	1	2	15	12.5	
Totals			25	772	146-322	.453	23-89	.258	71-96	.740	28	85	113	3.6	71	64	60	5	33	386	12.5

Games played: 31
Minutes/game: 24.9
Points/game: 12.5
FG Pct: 45.3
3FG Pct: 25.8
FT Pct: 74.0

Rebounds/game: 3.6
Assists/game: 2.1
Turnovers/game: 1.9
Assist/turnover ratio: 1.1
Steals/game: 1.1
Blocks/game: 0.2

» SEASON/CAREER HIGHS »

POINTS

Season: 23 (2x) last at South Carolina (2/15/17)
Career: 23 (2x) last at South Carolina (2/15/17)

FIELD GOALS

Season: 9 at South Carolina (2/15/17)
Career: 9 at South Carolina (2/15/17)

FIELD GOALS ATTEMPTED

Season: 18 at No. 12 Florida (3/1/17)
Career: 18 at No. 12 Florida (3/1/17)

3-POINT FIELD GOALS

Season: 3 at Vanderbilt (1/24/17)
Career: 3 at Vanderbilt (1/24/17)

3-POINT FG ATTEMPTS

Season: 5 (3x) last at No. 12 Florida (3/1/17)
Career: 5 (3x) last at No. 12 Florida (3/1/17)

FREE THROWS MADE

Season: 7 at Missouri (2/4/17)
Career: 7 at Missouri (2/4/17)

FREE THROWS ATTEMPTS

Season: 9 at Auburn (2/15/17)
Career: 9 at Auburn (2/15/17)

REBOUNDS

Season: 6 (5x) last at No. 12 Florida (3/1/17)
Career: 6 (5x) last at No. 12 Florida (3/1/17)

ASSISTS

Season: 6 vs. Vanderbilt (2/7/17)
Career: 6 vs. Vanderbilt (2/7/17)

STEALS

Season: 4 at No. 12 Florida (3/1/17)
Career: 4 at No. 12 Florida (3/1/17)

BLOCKS

Season: 5 vs. North Florida (12/10/16)
Career: 2 vs. North Florida (12/10/16)

MINUTES

Season: 35 vs. LSU (1/21/17)
Career: 35 vs. LSU (1/21/17)

» CAREER STATISTICS AT ARKANSAS »

			Total		3-Point		F-Throws		Rebounds											Scoring	
Season	gp-gs	min/avg	fg-fga	pct	fg-fga	pct	ft-fa	pct	off	def	tot	avg	pf	fo	ast	to	blk	stl	pts	avg	
2016-17	31-25	772/24.9	146-322	.453	23-89	.258	71-96	.740	28	85	113	3.6	71	0	64	60	5	33	386	12.5	
TOTAL	31-25	772/24.9	146-322	.453	23-89	.258	71-96	.740	28	85	113	3.6	71	0	64	60	5	33	386	12.5	

at forward... a six-nine junior... from Madison, Arkansas... number one...

TREY THOMPSON



» @T_Top24 NEWS & NOTES »

- Pulled down a game and career-high 11 rebounds on the road at Auburn on Feb. 25.
- Set a new career high with six assists in the win over Texas A&M on Feb. 22.
- Leads the team with 36 assists in SEC play.
- Had one of his best all-around games of the season against Ole Miss on Feb. 18, going 4-of-4 from the field for eight points, eight rebounds, three steals, three blocks and three assists. All either tied a season high or were a season high at the time.
- Has multiple assists in 13 of the last 20 games, including three or more in four of the last six.
- Second on the team in blocks with 25.
- Has multiple blocks in 11 games this year.
- Is set to graduate a year early this summer and start graduate school next fall during his senior year.
- Averaged 3.1 points and 4.3 rebounds per game last season as a sophomore.
- Scored a career high 13 points against LSU (2/23/16) after going a perfect 6-6 from the field.
- Recorded a career high nine rebounds and four blocked shots against Texas Tech last season (1/30/16).
- Went to high school with teammate RJ Glasper.

» GAME-BY-GAME STATS »

Opponent	Date	gs	min	Total		3-Pointers		Free throws		Rebounds				pf	a	t/o	blk	stl	pts	avg
				fg-fga	pct	3fg-fga	pct	ft-fa	pct	off	def	tot	avg							
FORT WAYNE	11/11/16	13	2-2	1.000	0-0	.000	1-2	.500	0	4	4	4.0	3	1	0	2	0	5	5.0	
SOUTHERN ILLINOIS	11/14/16	15	1-3	.333	0-0	.000	2-2	1.000	1	3	4	4.0	3	1	1	0	1	4	4.5	
UT ARLINGTON	11/18/16	7	1-2	.500	0-0	.000	1-1	1.000	3	1	4	4.0	2	0	2	0	0	3	4.0	
at Minnesota	11/22/16	13	0-0	.000	0-0	.000	0-0	.000	0	3	3	3.8	1	2	1	0	0	0	3.0	
MOUNT ST. MARY'S	11/28/16	13	0-1	.000	0-0	.000	0-0	.000	1	4	5	4.0	3	1	0	0	1	0	2.4	
STEPHEN F. AUSTIN	12/01/16	6	0-0	.000	0-0	.000	0-0	.000	0	1	1	3.5	3	0	0	0	0	0	2.0	
AUSTIN PEAY	12/03/16	13	2-2	1.000	0-0	.000	0-0	.000	2	2	4	3.6	0	1	0	2	2	4	2.3	
HOUSTON	12/06/16	13	2-2	1.000	0-0	.000	0-0	.000	0	1	1	3.3	3	2	0	2	0	4	2.5	
NORTH FLORIDA	12/10/16	13	2-2	1.000	0-0	.000	2-4	.500	2	0	2	3.1	2	0	0	0	1	6	2.9	
vs Texas	12/17/16	8	1-4	.250	0-0	.000	1-2	.500	2	1	3	3.1	2	0	0	0	0	3	2.9	
NORTH DAKOTA STATE	12/20/16	12	1-2	.500	0-0	.000	0-0	.000	0	4	4	3.2	4	0	2	2	0	2	2.8	
vs Sam Houston State	12/22/16	14	0-0	.000	0-0	.000	0-0	.000	1	5	6	3.4	1	3	2	2	1	0	2.6	
FLORIDA	12/29/16	8	0-0	.000	0-0	.000	0-0	.000	0	1	1	3.2	1	2	0	0	0	0	2.4	
at Tennessee	01/03/17	9	1-2	.500	0-1	.000	0-0	.000	0	1	1	3.1	3	2	1	2	0	2	2.4	
at Kentucky	01/07/17	20	0-2	.000	0-0	.000	4-4	1.000	1	3	4	3.1	4	2	0	2	0	4	2.5	
MISSISSIPPI STATE	01/10/17	10	0-0	.000	0-0	.000	0-0	.000	0	2	2	3.1	3	3	0	0	0	0	2.3	
MISSOURI	01/14/17	16	3-3	1.000	0-0	.000	2-4	.500	2	2	4	3.1	3	0	1	2	0	8	2.6	
at Texas A&M	01/17/17	12	0-0	.000	0-0	.000	0-0	.000	1	2	3	3.1	2	2	0	2	0	0	2.5	
LSU	01/21/17	16	3-3	1.000	0-0	.000	0-0	.000	1	4	5	3.2	3	3	0	0	1	6	2.7	
at Vanderbilt	01/24/17	10	0-0	.000	0-0	.000	0-0	.000	1	1	2	3.2	1	0	0	0	1	0	2.6	
at Oklahoma State	01/28/17	13	0-0	.000	0-0	.000	0-0	.000	0	0	0	3.0	1	1	0	0	0	0	2.4	
ALABAMA	02/01/17	11	0-0	.000	0-0	.000	0-0	.000	1	1	2	3.0	2	3	0	1	1	0	2.3	
at Missouri	02/04/17	18	1-2	.500	0-0	.000	0-0	.000	2	2	4	3.0	1	1	2	0	2	2	2.3	
VANDERBILT	02/07/17	6	0-1	.000	0-0	.000	0-0	.000	0	0	0	2.9	1	0	0	0	0	0	2.2	
at LSU	02/11/17	11	0-0	.000	0-0	.000	0-0	.000	0	0	0	2.8	3	1	0	0	1	0	2.1	
at South Carolina	2/15/17	18	1-1	1.000	0-0	.000	1-2	.500	1	2	3	2.8	1	3	1	0	2	3	2.2	
OLE MISS	02/18/17	23	4-4	1.000	0-0	.000	0-0	.000	1	7	8	3.0	1	3	2	3	3	8	2.4	
TEXAS A&M	02/22/17	18	1-3	.333	0-0	.000	3-4	.750	2	1	3	3.0	2	6	1	0	1	5	2.5	
at Auburn	02/25/17	29	3-4	.750	0-0	.000	0-0	.000	1	10	11	3.2	2	3	1	1	1	6	2.6	
at Florida	3/1/17	12	1-3	.333	0-0	.000	0-2	.000	0	0	0	3.1	3	0	0	0	0	2	2.6	
GEORGIA	03/04/17	23	2-2	1.000	0-0	.000	1-1	1.000	3	5	8	3.3	4	2	0	2	1	5	2.6	
Totals		0	423	32-50	.640	0-1	.000	18-28	.643	29	73	102	3.3	70	48	17	25	20	82	2.6

Games played: 31
Minutes/game: 13.6
Points/game: 2.6
FG Pct: 64.0
3FG Pct: 0.0
FT Pct: 64.3

Rebounds/game: 3.3
Assists/game: 1.5
Turnovers/game: 0.5
Assist/turnover ratio: 2.8
Steals/game: 0.6
Blocks/game: 0.8

» SEASON/CAREER HIGHS »

POINTS

Season: 8 (2x) last vs. Ole Miss (2/18/17)

Career: 13 vs. LSU (2/23/16)

FIELD GOALS

Season: 4 vs. Ole Miss (2/18/17)

Career: 6 vs. LSU (2/23/16)

FIELD GOALS ATTEMPTED

Season: 4 (2x) last vs. Ole Miss (2/18/17)

Career: 7 vs. Tennessee Tech (12/12/15)

3-POINT FIELD GOALS

Season: --

Career: --

3-POINT FG ATTEMPTS

Season: 1 at Tennessee (1/3/17)

Career: 1 at Tennessee (1/3/17)

FREE THROWS MADE

Season: 4 at No. 6 Kentucky (1/7/17)

Career: 4 (2x) last at No. 6 Kentucky (1/7/17)

FREE THROWS ATTEMPTS

Season: 4 (4x) last vs. Texas A&M (2/22/17)

Career: 5 at Texas A&M (1/2/16)

REBOUNDS

Season: 11 vs. Auburn (2/25/17)

Career: 11 vs. Auburn (2/25/17)

ASSISTS

Season: 6 vs. Texas A&M (2/22/17)

Career: 6 vs. Texas A&M (2/22/17)

STEALS

Season: 3 vs. Ole Miss (2/18/17)

Career: 3 vs. Ole Miss (2/18/17)

BLOCKS

Season: 3 vs. Ole Miss (2/18/17)

Career: 4 vs. Texas Tech (1/30/16)

MINUTES

Season: 29 vs. Auburn (2/25/17)

Career: 29 (2x) last vs. Auburn (2/25/17)

» CAREER STATISTICS AT ARKANSAS »

			Total		3-Point		F-Throws		Rebounds											Scoring	
Season	gp-gs	min/avg	fg-fga	pct	fg-fga	pct	ft-fa	pct	off	def	tot	avg	pf	fo	ast	to	blk	stl	pts	avg	
2014-15	14-0	33/2.4	1-5	.200	0-0	.000	3-3	1.000	3	3	6	0.4	3	0	1	4	1	1	5	0.4	
2015-16	29-1	503/17.3	37-61	.607	0-0	.000	16-31	.516	28	96	124	4.3	88	6	36	33	27	13	90	3.1	
2016-17	31-0	423/13.6	32-50	.640	0-1	.000	18-28	.643	29	73	102	3.3	70	0	48	17	25	20	82	2.6	
TOTAL	74-1	959/13.0	70-116	.603	0-1	.000	37-62	.597	60	172	232	3.1	161	6	85	54	53	34	177	2.4	

at forward... a **six-six** freshman... from Campti, **Louisiana**... number **two**...

ADRIOBAILEY



@AdrioBailey NEWS & NOTES »

- Recorded his first career start on Feb. 11 at LSU and has started back-to-back games.
- Caught the lob off a Jaylen Barford pass to slam home a monster alley-oop dunk during a 24-6 Arkansas run that allowed the Razorbacks to pull away from the Crimson Tide on Feb. 1.
- Led the team in points (14) and rebounds (7) in the 99-62 victory over Austin Peay.
- Recorded career highs in points (14), rebounds (7), assists (2) and blocks (2) against Austin Peay.
- Scored his first collegiate points against Stephen F. Austin, a back door cut for a throw down slam.
- Ranked the No. 11 player in the state of Louisiana.
- Ranked the No. 50 small forward in the 2016 class by Rivals.com.
- Averaged 19.5 points, 12.7 rebounds and 3.9 blocks per game last season as a senior in high school.

» GAME-BY-GAME STATS »

Opponent	Date	gs	min	Total		3-Pointers		Free throws		Rebounds				pf	a	t/o	blk	stl	pts	avg
				fg-fga	pct	3fg-fga	pct	ft-fa	pct	off	def	tot	avg							
FORT WAYNE	11/11/16	3	0-0	.000	0-0	.000	0-0	.000	0	1	1	1.0	1	0	1	0	0	0	0.0	
SOUTHERN ILLINOIS	11/14/16	7	0-1	.000	0-0	.000	0-2	.000	1	0	1	1.0	1	0	3	0	0	0	0.0	
UT ARLINGTON	11/18/16	dnp	-	-	-	-	-	-	-	-	-	-	-	-	-	-	-	-	-	
at Minnesota	11/22/16	5	0-1	.000	0-0	.000	0-0	.000	0	1	1	1.0	0	0	0	0	0	0	0.0	
MOUNT ST. MARY'S	11/28/16	4	0-0	.000	0-0	.000	0-0	.000	0	0	0	0.8	0	1	0	0	1	0	0.0	
STEPHEN F. AUSTIN	12/01/16	12	1-1	1.000	0-0	.000	0-0	.000	0	0	0	0.6	4	0	1	0	0	2	0.4	
AUSTIN PEAY	12/03/16	18	7-8	.875	0-0	.000	0-0	.000	4	3	7	1.7	2	2	2	2	1	14	2.7	
HOUSTON	12/06/16	7	0-1	.000	0-0	.000	1-2	.500	1	1	2	1.7	1	1	1	0	0	1	2.4	
NORTH FLORIDA	12/10/16	6	1-1	1.000	0-0	.000	1-2	.500	1	0	1	1.6	1	0	0	0	0	3	2.5	
vs Texas	12/17/16	dnp	-	-	-	-	-	-	-	-	-	-	-	-	-	-	-	-	-	
NORTH DAKOTA STATE	12/20/16	9	1-2	.500	0-0	.000	0-1	.000	0	1	1	1.6	0	0	0	0	1	2	2.4	
vs Sam Houston State	12/22/16	11	1-2	.500	0-0	.000	2-4	.500	0	2	2	1.6	2	0	1	1	2	4	2.6	
FLORIDA	12/29/16	3	0-0	.000	0-0	.000	0-0	.000	0	1	1	1.5	0	0	1	0	0	0	2.4	
at Tennessee	01/03/17	dnp	-	-	-	-	-	-	-	-	-	-	-	-	-	-	-	-	-	
at Kentucky	01/07/17	4	0-0	.000	0-0	.000	0-0	.000	0	0	0	1.4	1	1	0	0	1	0	2.2	
MISSISSIPPI STATE	01/10/17	1	0-0	.000	0-0	.000	0-0	.000	0	0	0	1.3	0	0	0	0	0	0	2.0	
MISSOURI	01/14/17	4	0-1	.000	0-0	.000	0-0	.000	1	0	1	1.3	0	0	0	0	0	0	1.9	
at Texas A&M	01/17/17	dnp	-	-	-	-	-	-	-	-	-	-	-	-	-	-	-	-	-	
LSU	01/21/17	8	0-0	.000	0-0	.000	0-0	.000	1	3	4	1.5	2	1	0	0	0	0	1.7	
at Vanderbilt	01/24/17	dnp	-	-	-	-	-	-	-	-	-	-	-	-	-	-	-	-	-	
at Oklahoma State	01/28/17	12	1-1	1.000	0-0	.000	0-0	.000	0	4	4	1.6	1	1	0	0	0	2	1.8	
ALABAMA	02/01/17	11	3-3	1.000	0-0	.000	1-3	.333	1	2	3	1.7	3	0	0	1	1	7	2.1	
at Missouri	02/04/17	4	0-0	.000	0-0	.000	0-0	.000	0	1	1	1.7	1	0	0	0	0	0	1.9	
VANDERBILT	02/07/17	15	2-4	.500	0-0	.000	0-0	.000	2	2	4	1.8	2	0	0	2	1	4	2.1	
at LSU	02/11/17	9	1-2	.500	0-0	.000	0-2	.000	0	0	0	1.7	0	0	0	1	0	2	2.1	
at South Carolina	2/15/17	6	0-1	.000	0-0	.000	0-0	.000	0	0	0	1.6	0	0	0	0	1	0	2.0	
OLE MISS	02/18/17	3	1-3	.333	0-0	.000	0-1	.000	1	0	1	1.6	1	0	0	0	0	2	2.0	
TEXAS A&M	02/22/17	7	0-1	.000	0-0	.000	1-2	.500	0	0	0	1.5	1	0	0	0	2	1	1.9	
at Auburn	02/25/17	3	0-0	.000	0-0	.000	0-0	.000	0	0	0	1.5	1	0	0	0	0	0	1.8	
at Florida	3/1/17	dnp	-	-	-	-	-	-	-	-	-	-	-	-	-	-	-	-	-	
GEORGIA	03/04/17	2	1-1	1.000	0-0	.000	0-0	.000	0	0	0	1.4	0	0	0	0	0	2	1.8	
Totals		2	174	20-34	.588	0-0	.000	6-19	.316	13	22	35	1.4	25	7	10	7	11	46	1.8

Games played: 25
Minutes/game: 7.0
Points/game: 1.8
FG Pct: 58.8
FT Pct: 31.6

Rebounds/game: 1.4
Assists/game: 0.3
Turnovers/game: 0.4
Assist/turnover ratio: 0.7
Steals/game: 0.4
Blocks/game: 0.3

» SEASON/CAREER HIGHS »

POINTS

Season: 14 vs. Austin Peay (12/3/16)
Career: 14 vs. Austin Peay (12/3/16)

FIELD GOALS

Season: 7 vs. Austin Peay (12/3/16)
Career: 7 vs. Austin Peay (12/3/16)

FIELD GOALS ATTEMPTED

Season: 8 vs. Austin Peay (12/3/16)
Career: 8 vs. Austin Peay (12/3/16)

3-POINT FIELD GOALS

Season: --
Career: --

3-POINT FG ATTEMPTS

Season: --
Career: --

FREE THROWS MADE

Season: 2 vs. Sam Houston State (12/22/16)
Career: 2 vs. Sam Houston State (12/22/16)

FREE THROWS ATTEMPTS

Season: 4 vs. Sam Houston State (12/22/16)
Career: 4 vs. Sam Houston State (12/22/16)

REBOUNDS

Season: 7 vs. Austin Peay (12/3/16)
Career: 7 vs. Austin Peay (12/3/16)

ASSISTS

Season: 2 vs. Austin Peay (12/3/16)
Career: 2 vs. Austin Peay (12/3/16)

STEALS

Season: 2 (2x) last vs. Texas A&M (2/22/17)
Career: 2 (2x) last vs. Texas A&M (2/22/17)

BLOCKS

Season: 2 (2x) last vs. Vanderbilt (2/7/17)
Career: 2 (2x) last vs. Vanderbilt (2/7/17)

MINUTES

Season: 18 vs. Austin Peay (12/3/16)
Career: 18 vs. Austin Peay (12/3/16)

» CAREER STATISTICS AT ARKANSAS »

			Total		3-Point		F-Throws		Rebounds											Scoring	
Season	gp-gs	min/avg	fg-fga	pct	fg-fga	pct	ft-fa	pct	off	def	tot	avg	pf	fo	ast	to	blk	stl	pts	avg	
2016-17	25-2	174/7.0	20-34	.588	0-0	.000	6-19	.316	13	22	35	1.4	25	0	7	10	7	11	46	1.8	
TOTAL	25-2	174/7.0	20-34	.588	0-0	.000	6-19	.316	13	22	35	1.4	25	0	7	10	7	11	46	1.8	

at guard... a **six-three** redshirt-senior... from Little Rock, **Arkansas**... number **three**...

DUSTY HANNAHS



» @D_Hannahs NEWS & NOTES »

- Named to second team All-SEC by NBCSports.com on March 7.
- Became the third Razorback (Corliss Williamson and Todd Day) to score 30-plus points in an SEC Tournament game, putting up 33 points last year in the second round against Florida.
- Is 18 points away from becoming the 41st player in program history to score 1,000 points as a Razorback.
- Would be the 5th player in program history to reach 1,000 points at Arkansas in two seasons.
- Scored 20 points at South Carolina on Feb. 15, including 9 consecutive points in less than 2 minutes.
- Recorded a season-high 24 points against Vanderbilt on Feb. 7 to go along with five rebounds and two assists.
- Went 5-of-6 from behind the arc on Feb. 1 against Alabama, finishing with a game-high 19 pts off the bench.
- Has scored in double figures in 34 of the last 38 contests, including 12 of the last 13.
- Is 89-of-100 (.890) from the charity stripe this season to rank 2nd in the SEC and No. 18 in the country.
- Scored 14 of Arkansas' final 21 points in the final 4:38 to comeback and defeat Vanderbilt on the road.
- Took his last final exam on Dec. 14 and finished his degree from the Walton College of Business.
- Named to the Preseason Second Team All-SEC as voted on by the league coaches.
- One of 20 players on the Jerry West Shooting Guard of the Year Award watch list.
- Ranked No. 97 player in the nation by CBS Sports.

» GAME-BY-GAME STATS »

Opponent	Date	gs	min	Total		3-Pointers		Free throws		Rebounds					pf	a	t/o	blk	stl	pts	avg
				fg-fga	pct	3fg-fga	pct	ft-fa	pct	off	def	tot	avg								
FORT WAYNE	11/11/16	*	30	7-17	.412	1-6	.167	8-10	.800	1	0	1	1.0	1	2	1	0	1	23	23.0	
SOUTHERN ILLINOIS	11/14/16	*	20	5-7	.714	5-6	.833	4-4	1.000	1	4	5	3.0	2	1	1	0	0	19	21.0	
UT ARLINGTON	11/18/16	*	27	2-10	.200	2-7	.286	5-6	.833	1	0	1	2.3	1	2	0	0	1	11	17.7	
at Minnesota	11/22/16	*	29	7-12	.583	1-2	.500	5-5	1.000	1	1	2	2.3	1	0	3	0	0	20	18.3	
MOUNT ST. MARY'S	11/28/16	*	20	4-14	.286	0-5	.000	4-4	1.000	1	1	2	2.2	1	1	1	0	1	12	17.0	
STEPHEN F. AUSTIN	12/01/16	*	24	5-9	.556	0-2	.000	5-5	1.000	0	0	0	1.8	1	2	1	0	1	15	16.7	
AUSTIN PEAY	12/03/16		21	5-12	.417	3-5	.600	0-0	.000	0	1	1	1.7	2	0	0	0	0	13	16.1	
HOUSTON	12/06/16		17	6-11	.545	2-5	.400	3-3	1.000	1	0	1	1.6	2	1	2	0	0	17	16.3	
NORTH FLORIDA	12/10/16		25	5-10	.500	2-6	.333	5-5	1.000	0	1	1	1.6	0	3	2	1	0	17	16.3	
vs Texas	12/17/16		24	5-11	.455	3-6	.500	2-3	.667	0	0	0	1.4	3	1	2	0	2	15	16.2	
NORTH DAKOTA STATE	12/20/16		19	4-10	.400	3-7	.429	0-0	.000	0	2	2	1.5	1	3	2	0	1	11	15.7	
vs Sam Houston State	12/22/16	*	23	2-7	.286	1-5	.200	1-2	.500	1	3	4	1.7	2	1	3	0	0	6	14.9	
FLORIDA	12/29/16	*	27	4-9	.444	2-6	.333	1-1	1.000	0	2	2	1.7	1	0	2	1	1	11	14.6	
at Tennessee	01/03/17	*	27	5-8	.625	2-4	.500	1-1	1.000	0	2	2	1.7	3	1	0	0	0	13	14.5	
at Kentucky	01/07/17	*	22	2-12	.167	0-5	.000	2-2	1.000	0	1	1	1.7	4	2	0	0	0	6	13.9	
MISSISSIPPI STATE	01/10/17	*	27	6-13	.462	3-7	.429	2-2	1.000	1	2	3	1.8	2	1	1	0	1	17	14.1	
MISSOURI	01/14/17		25	5-11	.455	2-5	.400	4-4	1.000	1	2	3	1.8	1	3	2	0	0	16	14.2	
at Texas A&M	01/17/17		27	3-7	.429	2-4	.500	1-2	.500	0	1	1	1.8	1	1	1	0	1	9	13.9	
LSU	01/21/17		17	3-7	.429	2-3	.667	6-6	1.000	2	1	3	1.8	1	0	4	0	0	14	13.9	
at Vanderbilt	01/24/17		24	5-13	.385	0-6	.000	7-9	.778	0	0	0	1.8	2	2	1	0	0	17	14.1	
at Oklahoma State	01/28/17		24	4-10	.400	0-3	.000	5-6	.833	1	2	3	1.8	3	0	3	0	0	13	14.0	
ALABAMA	02/01/17		17	7-9	.778	5-6	.833	0-0	.000	0	0	0	1.7	3	1	2	0	0	19	14.3	
at Missouri	02/04/17		25	3-8	.375	2-5	.400	4-4	1.000	0	0	0	1.7	1	2	2	0	0	12	14.2	
VANDERBILT	02/07/17	*	35	10-19	.526	3-6	.500	1-2	.500	4	1	5	1.8	3	2	2	0	1	24	14.6	
at LSU	02/11/17	*	24	6-14	.429	5-10	.500	0-0	.000	0	2	2	1.8	2	0	2	0	1	17	14.7	
at South Carolina	2/15/17	*	34	8-14	.571	4-7	.571	0-0	.000	0	2	2	1.8	2	1	2	0	0	20	14.9	
OLE MISS	02/18/17	*	23	3-11	.273	1-6	.167	2-2	1.000	0	2	2	1.8	1	0	1	0	0	9	14.7	
TEXAS A&M	02/22/17	*	25	4-5	.800	1-2	.500	2-3	.667	1	2	3	1.9	1	1	1	0	1	11	14.5	
at Auburn	02/25/17	*	26	7-14	.500	3-7	.429	1-1	1.000	1	1	2	1.9	1	2	1	0	2	18	14.7	
at Florida	3/1/17	*	30	3-9	.333	3-6	.500	4-4	1.000	1	0	1	1.8	2	0	1	0	0	13	14.6	
GEORGIA	03/04/17	*	24	4-9	.444	3-8	.375	4-4	1.000	0	1	1	1.8	3	2	1	0	0	15	14.6	
Totals			18	762	149-332	.449	66-168	.393	89-100	.890	19	37	56	1.8	54	38	47	2	15	453	14.6

Games played: 31
Minutes/game: 24.6
Points/game: 14.6
FG Pct: 44.9
3FG Pct: 39.3
FT Pct: 89.0

Rebounds/game: 1.8
Assists/game: 1.2
Turnovers/game: 1.5
Assist/turnover ratio: 0.8
Steals/game: 0.5
Blocks/game: 0.1

» SEASON/CAREER HIGHS »

POINTS

Season: 24 vs. Vanderbilt (2/7/17)

Career: 33 vs. Florida (3/10/16)

FIELD GOALS

Season: 10 vs. Vanderbilt (2/7/17)

Career: 12 vs. Florida (3/10/16)

FIELD GOALS ATTEMPTED

Season: 19 vs. Vanderbilt (2/7/17)

Career: 23 vs. Florida (3/10/16)

3-POINT FIELD GOALS

Season: 5 (3x) last at LSU (2/11/17)

Career: 8 vs. Mississippi State (1/9/16)

3-POINT FG ATTEMPTS

Season: 10 at LSU (2/11/17)

Career: 13 vs. Mississippi State (1/9/16)

FREE THROWS MADE

Season: 8 vs. Fort Wayne (11/11/16)

Career: 10 vs. Evansville (12/8/15)

FREE THROWS ATTEMPTS

Season: 10 vs. Fort Wayne (11/11/16)

Career: 10 (3x) last vs. Fort Wayne (11/11/16)

REBOUNDS

Season: 5 (2x) last vs. Vanderbilt (2/7/17)

Career: 6 (2x) last vs. Missouri (2/20/16)

ASSISTS

Season: 3 (3x) last vs. Missouri (1/14/17)

Career: 6 at West Virginia (1/22/14)^

STEALS

Season: 2 (2x) last vs. Auburn (2/25/17)

Career: 3 (2x) last vs. Mississippi State (1/9/15)

BLOCKS

Season: 1 (2x) vs. No. 25 Florida (12/29/16)

Career: 1 (4x) vs. No. 25 Florida (12/29/16)

MINUTES

Season: 35 vs. Vanderbilt (2/7/17)

Career: 40 vs. Texas Tech (1/30/16)

^ - at Texas Tech

» CAREER STATISTICS AT ARKANSAS »

Season	gp-gs min/avg		Total		3-Point		F-Throws		Rebounds				Scoring							
			fg-fga	pct	fg-fga	pct	ft-fa	pct	off	def	tot	avg	pts	pf	fo	ast	to	blk	stl	avg
2015-16	32-20	866/27.1	174-380	.458	81-187	.433	100-115	.870	19	58	77	2.4	68	0	29	41	0	20	529	16.5
2016-17	31-18	762/24.6	149-332	.449	66-168	.393	89-100	.890	19	37	56	1.8	54	0	38	47	2	15	453	14.6
TOTAL	63-38	1628/25.8	323-712	.454	147-355	.414	189-215	.879	38	95	133	2.1	122	0	67	88	2	35	982	15.6

at guard... a six-three junior... from Little Rock, Arkansas... number four...

DARYL MACON



@YoD4 NEWS & NOTES »

- Named SEC Player of the Week (Feb. 20) after averaging 21.5 points per game in two wins.
- Scored career-high 30 points on 10-of-13 shooting, including 6-of-9 from behind the arc in an 18-point victory over Ole Miss on Feb. 18.
- Is one of four Razorbacks in the SEC era to score 30 points off the bench.
- In the final minute of games this season, Macon is 25-of-28 (.893) from the free throw line. No other Razorback has more than four attempts in the last minute.
- Went 4-for-4 from the free throw line in the final 15 seconds at South Carolina on Feb. 15 to seal the victory.
- Hit 3 free throws with 1.6 seconds left on the road against Vanderbilt on Jan. 24 to complete an improbable comeback over the Commodores after being down 15 with 6:02 remaining.
- Is 113-of-129 (.876) from the charity stripe this season to ranks 4th in the SEC and T-33rd in the country.
- Has scored at least 12 points in 23 of 31 games this season, including 19 of the last 24.
- Has two 12+ made free throw performances this season (12-of-13 at Tennessee; 14-of-14 vs. Texas).
- His 14-of-14 free throw performance vs. Texas was the 2nd most makes in program history without a miss.
- Scored a then career-high 23 points against Texas and was named the Lone Star Shootout MVP.
- Had made 29 straight free throws over a 5-game stretch before missing his final attempt vs. No. 25 Florida.
- Is the only player in the last 30 years to have 13+ points, 7+ rebounds, 5+ assists and 4+ steals in his Razorback debut. (Via @HogStats)

» GAME-BY-GAME STATS »

Opponent	Date	gs	min	Total		3-Pointers		Free throws		Rebounds		pf	a	t/o	blk	stl	pts	avg			
				fg-fga	pct	3fg-fga	pct	ft-fa	pct	off	def								tot	avg	
FORT WAYNE	11/11/16	*	33	5-11	.455	2-6	.333	1-2	.500	2	5	7	7.0	3	5	4	0	13	13.0		
SOUTHERN ILLINOIS	11/14/16	*	20	4-6	.667	4-6	.667	0-0	.000	0	2	2	4.5	2	5	0	1	12	12.5		
UT ARLINGTON	11/18/16	*	26	2-6	.333	0-3	.000	3-4	.750	0	2	2	3.7	4	0	1	0	7	10.7		
at Minnesota	11/22/16	*	26	4-11	.364	0-4	.000	4-4	1.000	1	4	5	4.0	1	1	5	0	2	12	11.0	
MOUNT ST. MARY'S	11/28/16		18	4-7	.571	2-3	.667	5-6	.833	0	0	0	3.2	3	2	1	0	15	11.8		
STEPHEN F. AUSTIN	12/01/16		22	3-8	.375	1-4	.250	0-0	.000	0	0	0	2.7	3	5	1	0	2	7	11.0	
AUSTIN PEAY	12/03/16	*	15	4-7	.571	0-3	.000	0-0	.000	0	4	4	2.9	2	1	1	0	1	8	10.6	
HOUSTON	12/06/16	*	30	5-9	.556	3-4	.750	4-5	.800	1	2	3	2.9	1	3	3	0	1	17	11.4	
NORTH FLORIDA	12/10/16	*	23	3-6	.500	2-5	.400	5-5	1.000	0	4	4	3.0	2	4	3	0	3	13	11.6	
vs Texas	12/17/16	*	29	4-12	.333	1-5	.200	14-14	1.000	1	3	4	3.1	1	3	1	0	1	23	12.7	
NORTH DAKOTA STATE	12/20/16	*	24	5-12	.417	3-5	.600	2-2	1.000	4	2	6	3.4	0	5	4	0	1	15	12.9	
vs Sam Houston State	12/22/16	*	23	6-9	.667	2-5	.400	3-3	1.000	0	1	1	3.2	1	1	1	0	2	17	13.3	
FLORIDA	12/29/16	*	33	7-10	.700	3-5	.600	5-6	.833	0	4	4	3.2	2	1	1	0	1	22	13.9	
at Tennessee	01/03/17	*	26	1-6	.167	1-4	.250	12-13	.923	0	2	2	3.1	2	1	3	0	0	15	14.0	
at Kentucky	01/07/17	*	26	5-12	.417	3-7	.429	2-2	1.000	0	0	0	2.9	3	1	0	0	0	15	14.1	
MISSISSIPPI STATE	01/10/17	*	24	3-7	.429	1-4	.250	1-1	1.000	0	1	1	2.8	2	2	2	0	0	8	13.7	
MISSOURI	01/14/17	*	27	6-11	.545	4-8	.500	1-2	.500	1	3	4	2.9	3	6	2	0	2	17	13.9	
at Texas A&M	01/17/17	*	26	3-10	.300	1-5	.200	9-12	.750	0	4	4	2.9	0	1	3	1	1	16	14.0	
LSU	01/21/17	*	31	4-9	.444	3-7	.429	4-4	1.000	3	4	7	3.2	3	1	2	0	1	15	14.1	
at Vanderbilt	01/24/17	*	32	2-8	.250	1-4	.250	7-7	1.000	1	3	4	3.2	2	1	3	0	0	12	14.0	
at Oklahoma State	01/28/17	*	25	0-8	.000	0-6	.000	0-0	.000	0	1	1	3.1	3	1	0	0	0	0	13.3	
ALABAMA	02/01/17	*	27	4-8	.500	3-4	.750	1-1	1.000	0	1	1	3.0	2	4	1	0	0	12	13.2	
at Missouri	02/04/17	*	29	4-9	.444	3-6	.500	4-5	.800	0	3	3	3.0	5	3	4	0	1	15	13.3	
VANDERBILT	02/07/17		27	2-9	.222	1-5	.200	0-0	.000	0	0	0	2.9	1	0	0	0	1	5	13.0	
at LSU	02/11/17		28	5-11	.455	2-7	.286	5-7	.714	0	0	0	2.8	0	0	2	0	0	17	13.1	
at South Carolina	2/15/17		21	3-6	.500	1-2	.500	6-6	1.000	0	1	1	2.7	1	1	0	0	2	13	13.1	
OLE MISS	02/18/17		24	10-13	.769	6-9	.667	4-5	.800	0	1	1	2.6	2	2	2	0	1	30	13.7	
TEXAS A&M	02/22/17		25	3-7	.429	1-4	.250	5-6	.833	0	0	0	2.5	1	4	1	0	1	12	13.7	
at Auburn	02/25/17		21	4-5	.800	2-3	.667	3-4	.750	0	1	1	2.5	1	2	4	0	1	13	13.7	
at Florida	3/1/17		22	2-4	.500	2-2	1.000	2-2	1.000	1	4	5	2.6	0	2	1	0	1	8	13.5	
GEORGIA	03/04/17		18	1-8	.125	0-4	.000	1-1	1.000	0	1	1	2.5	0	2	1	0	0	3	13.1	
Totals			21	781	118-265	.445	58-149	.389	113-129	.876	15	63	78	2.5	56	70	57	2	33	407	13.1

Games played: 31
Minutes/game: 25.2
Points/game: 13.1
FG Pct: 44.5
3FG Pct: 38.9
FT Pct: 87.6

Rebounds/game: 2.5
Assists/game: 2.3
Turnovers/game: 1.8
Assist/turnover ratio: 1.2
Steals/game: 1.1
Blocks/game: 0.1

» SEASON/CAREER HIGHS »

POINTS

Season: 30 vs. Ole Miss (2/18/17)
Career: 30 vs. Ole Miss (2/18/17)

FIELD GOALS

Season: 10 vs. Ole Miss (2/18/17)
Career: 10 vs. Ole Miss (2/18/17)

FIELD GOALS ATTEMPTED

Season: 13 vs. Ole Miss (2/18/17)
Career: 13 vs. Ole Miss (2/18/17)

3-POINT FIELD GOALS

Season: 6 vs. Ole Miss (2/18/17)
Career: 6 vs. Ole Miss (2/18/17)

3-POINT FG ATTEMPTS

Season: 8 vs. Missouri (1/14/17)
Career: 8 vs. Missouri (1/14/17)

FREE THROWS MADE

Season: 14 vs. Texas (12/17/16)
Career: 14 vs. Texas (12/17/16)

FREE THROWS ATTEMPTS

Season: 14 vs. Texas (12/17/16)
Career: 14 vs. Texas (12/17/16)

REBOUNDS

Season: 7 (2x) last vs. LSU (1/21/17)
Career: 7 (2x) last vs. LSU (1/21/17)

ASSISTS

Season: 6 vs. Missouri (1/14/17)
Career: 6 vs. Missouri (1/14/17)

STEALS

Season: 4 vs. Fort Wayne (11/11/16)
Career: 4 vs. Fort Wayne (11/11/16)

BLOCKS

Season: 1 (2x) last at Texas A&M (1/17/17)
Career: 1 (2x) last at Texas A&M (1/17/17)

MINUTES

Season: 33 (2x) last vs. No. 25 Florida (12/29/16)
Career: 33 (2x) last vs. No. 25 Florida (12/29/16)

» CAREER STATISTICS AT ARKANSAS »

			Total		3-Point		F-Throws		Rebounds											Scoring	
Season	gp-gs	min/avg	fg-fga	pct	fg-fga	pct	ft-fa	pct	off	def	tot	avg	pf	fo	ast	to	blk	stl	pts	avg	
2016-17	31-21	781/25.2	118-265	.445	58-149	.389	113-129	.876	15	63	78	2.5	56	1	70	57	2	33	407	13.1	
TOTAL	31-21	781/25.2	118-265	.445	58-149	.389	113-129	.876	15	63	78	2.5	56	1	70	57	2	33	407	13.1	



ballxbooks NEWS & NOTES »

- ## SEASON/CAREER HIGHS »

Season: 21 (2x) last at Texas A&M (1/17/17)
Career: 21 (2x) last at Texas A&M (1/17/17)

» **GAME-BY-GAME STATS** »

Rebounds/game: 2.4
Assists/game: 0.4
Turnovers/game: 0.7
Assist/turnover ratio: 0.5
Steals/game: 0.3
Blocks/game: 0.4

» CAREER STATISTICS AT ARKANSAS »

			Total		3-Point		F-Throws		Rebounds										Scoring	
Season	gp-gs	min/avg	fg-fga	pct	fg-fga	pct	ft-fta	pct	off	def	tot	avg	pf	fo	ast	to	blk	stl	pts	avg
2016-17	31-7	364/11.7	38-81	.469	0-0	.000	24-35	.686	25	48	73	2.4	54	1	12	23	12	10	100	3.2
TOTAL	31-7	364/11.7	38-81	.469	0-0	.000	24-35	.686	25	48	73	2.4	54	1	12	23	12	10	100	3.2

at forward... a **six-eight** freshman... from Fort Wayne, **Indiana**... number **twelve**...

BRACHENHAZEN



@Brachen_ NEWS & NOTES »

- Pulled down a career-high five rebounds in only seven minutes against Sam Houston State.
- Tipped in his first points as a Razorback against Austin Peay off an offensive rebound.
- Saw his first action as a Razorback against Southern Illinois.
- Ranked the No. 7 player in the state of Indiana.
- No. 50 small forward in the 2016 class by 247Sports.
- Averaged 16.1 points, 9.3 rebounds, 2.6 assists, 1.4 steals and 1.8 blocks per game as a senior at Columbia City High School.

» GAME-BY-GAME STATS »

Opponent	Date	gs	min	Total fg-fga	pct	3-Pointers 3fg-fga	pct	Free throws ft-fa	pct	Rebounds off def tot	avg	pf	a	t/o	blk	stl	pts	avg
FORT WAYNE	11/11/16	dnp		-	-	-	-	-	-	-	-	-	-	-	-	-	-	-
SOUTHERN ILLINOIS	11/14/16	8		0-0	.000	0-0	.000	0-0	.000	1	1	2	2.0	3	0	4	0	0
UT ARLINGTON	11/18/16	dnp		-	-	-	-	-	-	-	-	-	-	-	-	-	-	-
at Minnesota	11/22/16	3		0-0	.000	0-0	.000	0-0	.000	0	0	0	1.0	0	0	0	0	0.0
MOUNT ST. MARY'S	11/28/16	1		0-0	.000	0-0	.000	0-2	.000	0	0	0	0.7	0	0	0	0	0.0
STEPHEN F. AUSTIN	12/01/16	2		0-0	.000	0-0	.000	0-0	.000	0	1	1	0.8	0	0	0	0	0.0
AUSTIN PEAY	12/03/16	9		1-2	.500	0-0	.000	0-0	.000	1	0	1	0.8	1	0	0	0	0.4
HOUSTON	12/06/16	dnp		-	-	-	-	-	-	-	-	-	-	-	-	-	-	-
NORTH FLORIDA	12/10/16	1		0-0	.000	0-0	.000	0-0	.000	0	0	0	0.7	0	0	0	0	0.3
vs Texas	12/17/16	dnp		-	-	-	-	-	-	-	-	-	-	-	-	-	-	-
NORTH DAKOTA STATE	12/20/16	1		0-0	.000	0-0	.000	1-2	.500	0	0	0	0.6	0	0	0	0	0.4
vs Sam Houston State	12/22/16	7		0-2	.000	0-1	.000	0-0	.000	0	5	5	1.1	1	1	0	0	0.4
FLORIDA	12/29/16	dnp		-	-	-	-	-	-	-	-	-	-	-	-	-	-	-
at Tennessee	01/03/17	dnp		-	-	-	-	-	-	-	-	-	-	-	-	-	-	-
at Kentucky	01/07/17	1		0-0	.000	0-0	.000	0-0	.000	0	0	0	1.0	0	0	0	0	0.3
MISSISSIPPI STATE	01/10/17	dnp		-	-	-	-	-	-	-	-	-	-	-	-	-	-	-
MISSOURI	01/14/17	1		0-0	.000	0-0	.000	0-0	.000	0	1	1	1.0	0	0	0	0	0.3
at Texas A&M	01/17/17	dnp		-	-	-	-	-	-	-	-	-	-	-	-	-	-	-
LSU	01/21/17	dnp		-	-	-	-	-	-	-	-	-	-	-	-	-	-	-
at Vanderbilt	01/24/17	dnp		-	-	-	-	-	-	-	-	-	-	-	-	-	-	-
at Oklahoma State	01/28/17	dnp		-	-	-	-	-	-	-	-	-	-	-	-	-	-	-
ALABAMA	02/01/17	3		0-1	.000	0-0	.000	0-0	.000	0	0	0	0.9	0	0	0	0	0.3
at Missouri	02/04/17	dnp		-	-	-	-	-	-	-	-	-	-	-	-	-	-	-
VANDERBILT	02/07/17	dnp		-	-	-	-	-	-	-	-	-	-	-	-	-	-	-
at LSU	02/11/17	dnp		-	-	-	-	-	-	-	-	-	-	-	-	-	-	-
at South Carolina	2/15/17	dnp		-	-	-	-	-	-	-	-	-	-	-	-	-	-	-
OLE MISS	02/18/17	2		0-1	.000	0-1	.000	0-0	.000	0	1	1	0.9	0	1	0	0	0.3
TEXAS A&M	02/22/17	dnp		-	-	-	-	-	-	-	-	-	-	-	-	-	-	-
at Auburn	02/25/17	dnp		-	-	-	-	-	-	-	-	-	-	-	-	-	-	-
at Florida	3/1/17	dnp		-	-	-	-	-	-	-	-	-	-	-	-	-	-	-
GEORGIA	03/04/17	2		0-0	.000	0-0	.000	0-0	.000	0	1	1	0.9	0	0	0	0	0.2
Totals		0	41	1-6	.167	0-2	.000	1-4	.250	2	10	12	0.9	5	2	4	0	3

Games played: 13
Minutes/game: 3.2
Points/game: 0.2
FG Pct: 16.7
3FG Pct: 0.0
FT Pct: 25.0

Rebounds/game: 0.9
Assists/game: 0.2
Turnovers/game: 0.3
Assist/turnover ratio: 0.5

» SEASON/CAREER HIGHS »

POINTS

Season: 2 vs. Austin Peay (12/3/16)
Career: 2 vs. Austin Peay (12/3/16)

FIELD GOALS

Season: 1 vs. Austin Peay (12/3/16)
Career: 1 vs. Austin Peay (12/3/16)

FIELD GOALS ATTEMPTED

Season: 2 (2x) last vs. Sam Houston State (12/22/16)
Career: 2 (2x) last vs. Sam Houston State (12/22/16)

3-POINT FIELD GOALS

Season: --
Career: --

3-POINT FG ATTEMPTS

Season: 1 vs. Sam Houston State (12/22/16)
Career: 1 vs. Sam Houston State (12/22/16)

FREE THROWS MADE

Season: 1 vs. North Dakota State (12/20/16)
Career: 1 vs. North Dakota State (12/20/16)

FREE THROWS ATTEMPTS

Season: 2 (2x) last vs. North Dakota State (12/20/16)
Career: 2 (2x) last vs. North Dakota State (12/20/16)

REBOUNDS

Season: 5 vs. Sam Houston State (12/22/16)
Career: 5 vs. Sam Houston State (12/22/16)

ASSISTS

Season: 1 vs. Sam Houston State (12/22/16)
Career: 1 vs. Sam Houston State (12/22/16)

STEALS

Season:
Career:

BLOCKS

Season:
Career:

MINUTES

Season: 9 vs. Austin Peay (12/3/16)
Career: 9 vs. Austin Peay (12/3/16)

» CAREER STATISTICS AT ARKANSAS »

Season	gp-gs	min/avg	Total fg-fga	pct	3-Point fg-fga	pct	F-Throws ft-fa	pct	Rebounds off def tot	avg	pf	fo	ast	to	blk	stl	Scoring pts	avg
2016-17	13-0	41/3.2	1-6	.167	0-2	.000	1-4	.250	2	10	12	0.9	5	0	2	4	0	3
TOTAL	13-0	41/3.2	1-6	.167	0-2	.000	1-4	.250	2	10	12	0.9	5	0	2	4	0	3

at forward... a **six-eight** redshirt junior... from Texarkana, **Texas**... number **thirteen**...

DUSTIN THOMAS



» @YehThatsMe_DT13 NEWS & NOTES »

- Had one of his better games as a Razorback at LSU on Feb. 11, scoring nine points off the bench and pulled down a career and team-high nine rebounds to go along with three steals.
- Has an assist in 19 games this season.
- Has 4+ rebounds in 16 games this season, including seven of the last 11.
- Pulled down seven first half rebounds against Sam Houston State, including two on the offensive end.
- Tied a career-high with four assists against Austin Peay.
- Scored nine first-half points against Mount St. Mary's to lead the team at the break.
- Sat out the season due to NCAA four-year transfer rules.
- Averaged 4.0 points and 2.5 rebounds per game over two years at Colorado.
- Scored a career high 17 points and three steals against Southern California his sophomore year.

» GAME-BY-GAME STATS »

Opponent	Date	gs	min	Total		3-Pointers		Free throws		Rebounds				pf	a	t/o	blk	stl	pts	avg	
				fg-fga	pct	3fg-fga	pct	ft-fa	pct	off	def	tot	avg								
FORT WAYNE	11/11/16	*	18	4-6	.667	0-0	.000	2-3	.667	1	5	6	6.0	5	0	3	0	0	10	10.0	
SOUTHERN ILLINOIS	11/14/16	*	18	1-3	.333	0-0	.000	0-0	.000	1	0	1	3.5	1	4	0	0	1	2	6.0	
UT ARLINGTON	11/18/16	*	28	1-3	.333	0-0	.000	6-8	.750	2	4	6	4.3	4	2	1	1	2	8	6.7	
at Minnesota	11/22/16	*	12	1-5	.200	0-0	.000	3-4	.750	1	1	2	3.8	4	0	1	0	0	5	6.3	
MOUNT ST. MARY'S	11/28/16	*	23	6-7	.857	1-1	1.000	0-0	.000	1	4	5	4.0	3	1	0	0	1	13	7.6	
STEPHEN F. AUSTIN	12/01/16	*	21	4-8	.500	0-0	.000	1-2	.500	2	0	2	3.7	2	1	2	0	0	9	7.8	
AUSTIN PEAY	12/03/16	*	16	3-6	.500	0-1	.000	1-2	.500	0	3	3	3.6	2	4	1	0	0	7	7.7	
HOUSTON	12/06/16	*	23	4-7	.571	0-0	.000	3-4	.750	2	3	5	3.8	4	3	1	1	0	11	8.1	
NORTH FLORIDA	12/10/16	*	22	2-5	.400	0-0	.000	4-4	1.000	2	6	8	4.2	1	3	1	0	0	8	8.1	
vs Texas	12/17/16	*	21	0-3	.000	0-0	.000	0-0	.000	2	1	3	4.1	4	0	0	1	0	0	7.3	
NORTH DAKOTA STATE	12/20/16	*	13	2-6	.333	0-0	.000	2-2	1.000	2	0	2	3.9	4	0	0	0	0	6	7.2	
vs Sam Houston State	12/22/16	*	17	1-3	.333	0-0	.000	4-6	.667	2	5	7	4.2	1	1	0	0	1	6	7.1	
FLORIDA	12/29/16	*	12	1-4	.250	0-0	.000	0-0	.000	0	2	2	4.0	3	2	2	0	0	2	6.7	
at Tennessee	01/03/17		26	2-4	.500	0-0	.000	2-2	1.000	0	7	7	4.2	5	0	1	0	2	6	6.6	
at Kentucky	01/07/17		7	0-2	.000	0-0	.000	0-0	.000	1	1	2	4.1	4	1	0	0	0	0	6.2	
MISSISSIPPI STATE	01/10/17		26	2-4	.500	0-0	.000	4-8	.500	4	3	7	4.3	1	0	1	0	1	8	6.3	
MISSOURI	01/14/17	*	18	1-3	.333	0-0	.000	1-2	.500	0	2	2	4.1	4	0	1	0	0	3	6.1	
at Texas A&M	01/17/17	*	19	2-4	.500	0-0	.000	0-0	.000	0	2	2	4.0	3	2	1	0	0	4	6.0	
LSU	01/21/17		6	1-2	.500	0-0	.000	0-0	.000	2	2	4	4.0	4	0	1	0	0	2	5.8	
at Vanderbilt	01/24/17		16	1-2	.500	0-0	.000	0-0	.000	0	3	3	4.0	3	0	0	1	0	2	5.6	
at Oklahoma State	01/28/17		17	3-3	1.000	0-0	.000	3-3	1.000	3	2	5	4.0	2	1	2	0	2	9	5.8	
ALABAMA	02/01/17		13	1-4	.250	0-0	.000	0-2	.000	2	3	5	4.0	5	1	0	0	2	2	5.6	
at Missouri	02/04/17	*	14	1-1	1.000	0-0	.000	1-1	1.000	1	5	6	4.1	2	0	2	0	0	3	5.5	
VANDERBILT	02/07/17	*	5	2-2	1.000	0-0	.000	0-0	.000	0	0	0	4.0	0	0	0	0	1	4	5.4	
at LSU	02/11/17		26	4-6	.667	0-1	.000	1-2	.500	2	7	9	4.2	3	1	1	0	3	9	5.6	
at South Carolina	2/15/17		26	1-4	.250	0-1	.000	0-0	.000	1	3	4	4.2	5	2	2	1	1	2	5.4	
OLE MISS	02/18/17	*	18	0-4	.000	0-1	.000	3-4	.750	1	3	4	4.1	4	1	0	0	0	3	5.3	
TEXAS A&M	02/22/17	*	20	4-6	.667	0-0	.000	1-2	.500	3	2	5	4.2	2	0	0	0	1	9	5.5	
at Auburn	02/25/17	*	13	2-4	.500	0-0	.000	0-0	.000	2	1	3	4.1	4	1	1	0	1	4	5.4	
at Florida	3/1/17	*	22	1-3	.333	0-0	.000	1-2	.500	0	2	2	4.1	2	1	3	1	0	3	5.3	
GEORGIA	03/04/17	*	15	3-3	1.000	0-0	.000	0-0	.000	0	1	1	4.0	3	1	0	1	0	6	5.4	
Totals			22	551	61-127	.480	1-5	.200	43-63	.683	40	83	123	4.0	94	33	28	7	19	166	5.4

Games played: 31
Minutes/game: 17.8
Points/game: 5.4
FG Pct: 48.0
3FG Pct: 20.0
FT Pct: 68.3

Rebounds/game: 4.0
Assists/game: 1.1
Turnovers/game: 0.9
Assist/turnover ratio: 1.2
Steals/game: 0.6
Blocks/game: 0.2

» SEASON/CAREER HIGHS »

POINTS

Season: 13 vs. Mount St. Mary's (11/28/16)

Career: 17 vs. USC (01/04/15)^

FIELD GOALS

Season: 6 vs. Mount St. Mary's (11/28/16)

Career: 6 vs. Mount St. Mary's (11/28/16)

FIELD GOALS ATTEMPTED

Season: 8 vs. Stephen F. Austin (12/1/16)

Career: 8 (2x) last vs. Stephen F. Austin (12/1/16)

3-POINT FIELD GOALS

Season: 1 vs. Mount St. Mary's (11/28/16)

Career: 3 vs. USC (Jan. 4, 2015)^

3-POINT FG ATTEMPTS

Season: 1 (3x) last vs. Ole Miss (2/18/17)

Career: 3 (3x) last vs. USC (01/04/15)^

FREE THROWS MADE

Season: 6 vs. UT Arlington (11/18/16)

Career: 6 vs. UT Arlington (11/18/16)

FREE THROWS ATTEMPTS

Season: 8 (2x) last vs. Mississippi State (1/10/17)

Career: 8 (3x) last vs. Mississippi State (1/10/17)

REBOUNDS

Season: 9 at LSU (2/11/17)

Career: 9 at LSU (2/11/17)

ASSISTS

Season: 4 (2x) last vs. Austin Peay (12/3/16)

Career: 4 (2x) last vs. Southern Illinois (11/14/16)

STEALS

Season: 3 at LSU (2/11/17)

Career: 3 (2x) last at LSU (2/11/17)

BLOCKS

Season: 1 (6x) last Georgia (3/4/17)

Career: 2 (2x) last vs. California (02/12/15)^

MINUTES

Season: 28 vs. UT Arlington (11/18/16)

Career: 30 at UCLA (01/31/15)^

^ - at Colorado

» CAREER STATISTICS AT ARKANSAS »

			Total		3-Point		F-Throws		Rebounds											Scoring	
Season	gp-gs	min/avg	fg-fga	pct	fg-fga	pct	ft-fa	pct	off	def	tot	avg	pf	fo	ast	to	blk	stl	pts	avg	
2016-17	31-22	551/17.8	61-127	.480	1-5	.200	43-63	.683	40	83	123	4.0	94	4	33	28	7	19	166	5.4	
TOTAL	31-22	551/17.8	61-127	.480	1-5	.200	43-63	.683	40	83	123	4.0	94	4	33	28	7	19	166	5.4	

at guard... a six-three senior... from Fayetteville, Arkansas... number twenty-one...

MANNY WATKINS



>> @ManualeWatkins NEWS & NOTES >>

- Has 17 turnovers in 681 minutes this season, averaging one turnover per 40.1 minutes of action.
- Scored a career-high 13 points, to go along with three rebounds, two steals and two assists in Arkansas' win over Texas A&M on Feb. 22.
- Tied a career high with five assists in Arkansas' win over Ole Miss on Feb. 18.
- Clinched a road victory at No. 21 South Carolina on a jumper with 23 seconds left as the shot clock expired.
- Scored 10 pts in the first half against Alabama to record his second double-digit scoring effort of the season.
- Was 0-of-8 from behind the arc in his first 92 games as a Razorback, before sinking 10-of-22 (.455) attempts over the last 15 games, including a 3-for-3 performance at Texas A&M on Jan. 17.
- Leads the team with 38 steals.
- The 6-3 guard is third on the team in rebounding at 3.8 per game.
- After having six double-digit scoring efforts in his first 76 games, he opened the 2016-17 campaign with a 10-point effort against Fort Wayne.
- Son of Associate Head Coach Melvin Watkins.
- Averaged 5.1 points and 3.0 rebounds per game as a junior.

>> GAME-BY-GAME STATS >>

Opponent	Date	gs	min	Total		3-Pointers		Free throws		Rebounds										
				fg-fga	pct	3fg-fga	pct	ft-fa	pct	off	def	tot	avg	pf	a	t/o	blk	stl	pts	avg
FORT WAYNE	11/11/16		27	5-6	.833	0-0	.000	0-0	.000	0	3	3	3.0	2	2	0	0	0	10	10.0
SOUTHERN ILLINOIS	11/14/16		21	2-5	.400	0-0	.000	0-0	.000	2	1	3	3.0	2	4	0	0	1	4	7.0
UT ARLINGTON	11/18/16		20	3-5	.600	0-0	.000	1-1	1.000	1	2	3	3.0	0	1	0	0	1	7	7.0
at Minnesota	11/22/16		22	2-6	.333	0-0	.000	0-0	.000	2	2	4	3.3	3	1	1	0	3	4	6.3
MOUNT ST. MARY'S	11/28/16	*	22	4-6	.667	0-0	.000	0-0	.000	2	4	6	3.8	0	4	0	0	2	8	6.8
STEPHEN F. AUSTIN	12/01/16	*	21	4-7	.571	0-0	.000	0-0	.000	1	6	7	4.3	2	1	1	0	2	8	6.8
AUSTIN PEAY	12/03/16	*	16	1-2	.500	0-0	.000	2-2	1.000	0	1	1	3.9	0	3	0	0	1	4	6.4
HOUSTON	12/06/16	*	27	2-6	.333	0-0	.000	2-2	1.000	1	6	7	4.3	1	4	0	0	1	6	6.4
NORTH FLORIDA	12/10/16	*	22	2-6	.333	0-0	.000	3-4	.750	2	2	4	4.2	2	4	2	0	3	7	6.4
vs Texas	12/17/16	*	20	3-4	.750	0-0	.000	0-0	.000	1	3	4	4.2	2	0	1	0	1	6	6.4
NORTH DAKOTA STATE	12/20/16	*	25	1-2	.500	0-0	.000	2-2	1.000	0	6	6	4.4	1	2	1	0	3	4	6.2
vs Sam Houston State	12/22/16	*	16	1-1	1.000	0-0	.000	0-1	.000	0	2	2	4.2	2	1	1	0	2	2	5.8
FLORIDA	12/29/16	*	23	2-5	.400	0-0	.000	0-0	.000	3	3	6	4.3	2	2	0	0	0	4	5.7
at Tennessee	01/03/17	*	21	4-6	.667	0-0	.000	0-2	.000	1	2	3	4.2	1	0	1	0	0	8	5.9
at Kentucky	01/07/17	*	32	4-6	.667	0-0	.000	0-0	.000	1	6	7	4.4	3	1	0	0	0	8	6.0
MISSISSIPPI STATE	01/10/17	*	18	1-2	.500	0-0	.000	0-0	.000	0	0	0	4.1	1	2	1	0	2	2	5.8
MISSOURI	01/14/17		22	3-6	.500	1-4	.250	1-2	.500	1	1	2	4.0	3	1	0	0	0	8	5.9
at Texas A&M	01/17/17		23	3-5	.600	3-3	1.000	0-0	.000	1	5	6	4.1	2	2	2	0	3	9	6.1
LSU	01/21/17		2	0-0	.000	0-0	.000	0-0	.000	0	0	0	3.9	0	1	0	0	0	0	5.7
at Vanderbilt	01/24/17		21	1-3	.333	0-1	.000	0-0	.000	1	1	2	3.8	4	1	1	0	1	2	5.6
at Oklahoma State	01/28/17		17	2-3	.667	1-2	.500	0-1	.000	0	0	0	3.6	4	0	0	0	1	5	5.5
ALABAMA	02/01/17		21	2-5	.400	2-4	.500	4-8	.500	1	3	4	3.6	0	2	0	0	3	10	5.7
at Missouri	02/04/17		22	4-5	.800	1-1	1.000	0-1	.000	1	5	6	3.7	3	2	0	0	1	9	5.9
VANDERBILT	02/07/17		25	3-6	.500	0-1	.000	0-0	.000	1	3	4	3.8	0	2	0	0	0	6	5.9
at LSU	02/11/17		14	2-2	1.000	1-1	1.000	0-0	.000	0	3	3	3.7	3	2	1	0	2	5	5.8
at South Carolina	2/15/17	*	27	3-4	.750	0-0	.000	0-0	.000	2	2	4	3.7	3	3	1	1	0	6	5.8
OLE MISS	02/18/17	*	26	3-6	.500	0-1	.000	0-0	.000	2	2	4	3.7	2	5	1	0	0	6	5.9
TEXAS A&M	02/22/17	*	25	5-8	.625	1-2	.500	2-2	1.000	2	1	3	3.7	0	2	0	0	2	13	6.1
at Auburn	02/25/17	*	26	1-2	.500	0-0	.000	0-0	.000	1	4	5	3.8	4	0	0	0	1	2	6.0
at Florida	3/1/17	*	29	1-4	.250	0-2	.000	0-0	.000	1	4	5	3.8	2	1	0	0	1	2	5.8
GEORGIA	03/04/17	*	28	6-8	.750	0-0	.000	0-1	.000	2	3	5	3.8	3	2	2	0	1	12	6.0
Totals		18	681	80-142	.563	10-22	.455	17-29	.586	33	86	119	3.8	57	58	17	1	38	187	6.0

Games played: 31
Minutes/game: 22.0
Points/game: 6.0
FG Pct: 56.3
3FG Pct: 45.5
FT Pct: 58.6

Rebounds/game: 3.8
Assists/game: 1.9
Turnovers/game: 0.5
Assist/turnover ratio: 3.4
Steals/game: 1.2
Blocks/game: 0.0

>> SEASON/CAREER HIGHS >>

POINTS

Season: 13 vs. Texas A&M (2/22/17)

Career: 14 (2x) last at Wake Forest (12/04/15)

FIELD GOALS

Season: 6 vs. Georgia (3/4/17)

Career: 6 (2x) last vs. Georgia (3/4/17)

FIELD GOALS ATTEMPTED

Season: 8 (2x) last vs. Georgia (3/4/17)

Career: 10 at Texas A&M (01/02/16)

3-POINT FIELD GOALS

Season: 3 at Texas A&M (1/17/17)

Career: 3 at Texas A&M (1/17/17)

3-POINT FG ATTEMPTS

Season: 4 (2x) last vs. Alabama (2/1/17)

Career: 4 (2x) last vs. Alabama (2/1/17)

FREE THROWS MADE

Season: 4 vs. Alabama (2/1/17)

Career: 4 (2x) last vs. Alabama (2/1/17)

FREE THROWS ATTEMPTS

Season: 8 vs. Alabama (2/1/17)

Career: 8 vs. Alabama (2/1/17)

REBOUNDS

Season: 7 (3x) last at No. 6 Kentucky (1/7/17)

Career: 9 vs. Northwestern State (12/01/15)

ASSISTS

Season: 5 vs. Ole Miss (2/18/17)

Career: 5 (3x) last vs. Ole Miss (2/18/17)

STEALS

Season: 3 (5x) last vs. Alabama (2/1/17)

Career: 5 vs. Wake Forest (11/19/14)

BLOCKS

Season: 1 at South Carolina (2/15/17)

Career: 1 (3x) last vs. Auburn (02/17/16)

MINUTES

Season: 32 at No. 6 Kentucky (1/7/17)

Career: 36 at Dayton (12/30/15)

>> CAREER STATISTICS AT ARKANSAS >>

			Total		3-Point		F-Throws		Rebounds											Scoring	
Season	gp-gs	min/avg	fg-fga	pct	fg-fga	pct	ft-fa	pct	off	def	tot	avg	pf	fo	ast	to	blk	stl	pts	avg	
2013-14	8-0	27/3.4	2-3	.667	0-0	.000	1-2	.500	1	3	4	0.5	2	0	1	2	0	3	5	0.6	
2014-15	36-0	502/13.9	38-68	.559	0-7	.000	17-24	.708	17	56	73	2.0	54	0	39	28	0	37	93	2.6	
2015-16	32-9	629/19.7	69-145	.476	0-1	.000	25-46	.543	29	67	96	3.0	55	1	66	24	3	28	163	5.1	
2016-17	31-18	681/22.0	80-142	.563	10-22	.455	17-29	.586	33	86	119	3.8	57	0	58	17	1	38	187	6.0	
TOTAL	107-27	1839/17.2	189-358	.528	10-30	.333	60-101	.594	80	212	292	2.7	168	1	164	71	4	106	448	4.2	

at guard... a **six-five** freshman... from Birmingham, **Alabama**... number **twenty-three**...

C.J. JONES



@CJ_Jones2 NEWS & NOTES »

- Hit a career-high three 3-pointers against Austin Peay, tying a career-high with 11 points. Also swatted three shots in the 99-62 victory.
- Saw his first action in the Southern Illinois game, scoring 11 points on 2-of-4 shooting from behind the arc, 3-of-5 from the field.
- His first two baskets as a Razorback were a wide open 3-pointer 33 seconds after subbing in, followed by an alley-oop dunk from Anton Beard shortly after.
- Sat out the season opener due to an injury (sprained knee).
- Ranked as the No. 6 player in the state of Alabama.
- Led his high school team in scoring his final two seasons.
- Averaged 28 points, 6 rebounds, 4 assists and 3 steals per game as a senior.

» GAME-BY-GAME STATS »

Opponent	Date	gs	min	Total		3-Pointers		Free throws		Rebounds											
				fg-fga	pct	3fg-fga	pct	ft-fia	pct	off	def	tot	avg	pf	a	t/o	blk	stl	pts	avg	
FORT WAYNE	11/11/16		dnp																		
SOUTHERN ILLINOIS	11/14/16		17	3-5	.600	2-4	.500	3-3	1.000	0	2	2	2.0	2	0	0	0	0	11	11.0	
UT ARLINGTON	11/18/16		dnp																		
at Minnesota	11/22/16	4	0-0	.000	0-0	.000	0-0	.000	0	0	0	1.0	1	0	1	0	0	0	5.5		
MOUNT ST. MARY'S	11/28/16	14	1-4	.250	1-3	.333	2-2	1.000	0	1	1	1.0	1	1	1	1	0	0	5	5.3	
STEPHEN F. AUSTIN	12/01/16	11	2-5	.400	2-2	1.000	0-0	.000	0	1	1	1.0	1	1	1	1	0	0	6	5.5	
AUSTIN PEAY	12/03/16	15	4-6	.667	3-4	.750	0-0	.000	0	0	0	0.8	2	2	0	3	0	11	6.6		
HOUSTON	12/06/16	7	1-2	.500	1-2	.500	0-0	.000	0	2	2	1.0	1	1	0	0	0	3	6.0		
NORTH FLORIDA	12/10/16	5	0-1	.000	0-1	.000	0-0	.000	0	1	1	1.0	0	1	0	0	0	0	5.1		
vs Texas	12/17/16		dnp																		
NORTH DAKOTA STATE	12/20/16	11	0-0	.000	0-0	.000	0-0	.000	0	2	2	1.1	0	0	0	1	0	0	4.5		
vs Sam Houston State	12/22/16	14	3-5	.600	1-2	.500	0-2	.000	0	1	1	1.1	1	0	0	0	0	7	4.8		
FLORIDA	12/29/16		dnp																		
at Tennessee	01/03/17		dnp																		
at Kentucky	01/07/17	1	0-0	.000	0-0	.000	0-0	.000	0	0	0	1.0	0	0	0	0	0	0	4.3		
MISSISSIPPI STATE	01/10/17	5	0-1	.000	0-1	.000	0-0	.000	0	0	0	0.9	0	0	0	0	0	0	3.9		
MISSOURI	01/14/17	5	2-2	1.000	2-2	1.000	0-0	.000	0	1	1	0.9	1	0	0	0	1	6	4.1		
at Texas A&M	01/17/17		dnp																		
LSU	01/21/17	3	0-1	.000	0-1	.000	0-0	.000	0	0	0	0.8	1	0	0	0	0	0	3.8		
at Vanderbilt	01/24/17		dnp																		
at Oklahoma State	01/28/17	2	0-0	.000	0-0	.000	0-0	.000	0	0	0	0.8	0	0	1	0	0	0	3.5		
ALABAMA	02/01/17	4	1-3	.333	0-1	.000	0-0	.000	0	0	0	0.7	0	0	0	0	0	2	3.4		
at Missouri	02/04/17		dnp																		
VANDERBILT	02/07/17		dnp																		
at LSU	02/11/17		dnp																		
at South Carolina	2/15/17		dnp																		
OLE MISS	02/18/17	2	0-0	.000	0-0	.000	0-0	.000	0	0	0	0.7	0	0	0	0	0	0	3.2		
TEXAS A&M	02/22/17	0	0-0	.000	0-0	.000	0-0	.000	0	0	0	0.6	0	0	0	0	0	0	3.0		
at Auburn	02/25/17	1	0-0	.000	0-0	.000	0-0	.000	0	0	0	0.6	0	0	0	0	0	0	2.8		
at Florida	3/1/17		dnp																		
GEORGIA	03/04/17	2	0-1	.000	0-1	.000	0-0	.000	0	0	0	0.6	0	0	0	0	0	0	2.7		
Totals		0	123	17-36	.472	12-24	.500	5-7	.714	0	11	11	0.6	11	6	4	5	1	51	2.7	

Games played: 19
Minutes/game: 6.5
Points/game: 2.7
FG Pct: 47.2
3FG Pct: 50.0
FT Pct: 71.4

Rebounds/game: 0.6
Assists/game: 0.3
Turnovers/game: 0.2
Assist/turnover ratio: 1.5
Steals/game: 0.1
Blocks/game: 0.3

» SEASON/CAREER HIGHS »

POINTS

Season: 11 (2x) last vs. Austin Peay (12/3/16)
Career: 11 (2x) last vs. Austin Peay (12/3/16)

FIELD GOALS

Season: 4 vs. Austin Peay (12/3/16)
Career: 4 vs. Austin Peay (12/3/16)

FIELD GOALS ATTEMPTED

Season: 6 vs. Austin Peay (12/3/16)
Career: 6 vs. Austin Peay (12/3/16)

3-POINT FIELD GOALS

Season: 3 vs. Austin Peay (12/3/16)
Career: 3 vs. Austin Peay (12/3/16)

3-POINT FG ATTEMPTS

Season: 4 (2x) last vs. Austin Peay (12/3/16)
Career: 4 (2x) last vs. Austin Peay (12/3/16)

FREE THROWS MADE

Season: 3 vs. Southern Illinois (11/14/16)
Career: 3 vs. Southern Illinois (11/14/16)

FREE THROWS ATTEMPTS

Season: 3 vs. Southern Illinois (11/14/16)
Career: 3 vs. Southern Illinois (11/14/16)

REBOUNDS

Season: 2 (3x) last vs. North Dakota State (12/20/16)
Career: 2 (3x) last vs. North Dakota State (12/20/16)

ASSISTS

Season: 2 vs. Austin Peay (12/3/16)
Career: 2 vs. Austin Peay (12/3/16)

STEALS

Season: 1 vs. Missouri (1/14/17)
Career: 1 vs. Missouri (1/14/17)

BLOCKS

Season: 3 vs. Austin Peay (12/3/16)
Career: 3 vs. Austin Peay (12/3/16)

MINUTES

Season: 17 vs. Southern Illinois (11/14/16)
Career: 17 vs. Southern Illinois (11/14/16)

» CAREER STATISTICS AT ARKANSAS »

Season	gp-gs	min/avg	Total fg-fga	pct	3-Point fg-fga	pct	F-Throws ft-fia	pct	Rebounds off def tot	avg	pf	fo	ast	to	blk	stl	Scoring pts	avg
2016-17	19-0	123/6.5	17-36	.472	12-24	.500	5-7	.714	0	11	11	0.6	11	0	6	4	51	2.7
TOTAL	19-0	123/6.5	17-36	.472	12-24	.500	5-7	.714	0	11	11	0.6	11	0	6	4	51	2.7

at guard... a six-foot junior... from North Little Rock, Arkansas... number thirty one...

ANTON BEARD



» @AntonBeard31 NEWS & NOTES »

- Has an offensive board in 19 games this season.
- Tied a season-high with 16 points against LSU on Jan. 21, shooting 5-of-7 from the field, 2-of-2 from behind the arc and sinking all four free throws.
- His line of 16 points, 7 assists and 0 turnovers against LSU was the first by a Razorback in six seasons.
- Recorded 16 points against Sam Houston State in his hometown of North Little Rock on Dec. 22.
- The six-foot junior has brought down multiple rebounds in four of the last five games and 3+ rebounds in 12 games this season.
- Scored 12 points in the second half against UT Arlington.
- Scored a career high 18 points at Georgia (1/23/16) last season on 5-of-9 shooting from the field.

» GAME-BY-GAME STATS »

Opponent	Date	gs	min	Total		3-Pointers		Free throws		Rebounds					pts	avg			
				fg-fga	pct	3fg-fga	pct	ft-fa	pct	off	def	tot	avg						
FORT WAYNE	11/11/16	16	46	.667	2-3	.667	2-3	.667	0	1	1	1.0	4	3	0	2	12.0		
SOUTHERN ILLINOIS	11/14/16	17	26	.333	1-4	.250	0-0	.000	1	0	1	1.0	1	6	1	0	5.85		
UT ARLINGTON	11/18/16	18	48	.500	2-3	.667	2-2	1.000	1	5	6	2.7	2	2	0	0	12.97		
at Minnesota	11/22/16	20	26	.333	0-1	.000	0-0	.000	5	0	5	3.3	1	2	1	0	4.83		
MOUNT ST. MARY'S	11/28/16	* 23	48	.500	2-3	.667	1-2	.500	3	1	4	3.4	0	3	1	0	11.88		
STEPHEN F. AUSTIN	12/01/16	* 23	25	.400	0-2	.000	5-6	.833	1	2	3	3.3	3	3	2	0	9.88		
AUSTIN PEAY	12/03/16	17	29	.222	1-4	.250	2-2	1.000	2	2	4	3.4	2	4	1	0	7.86		
HOUSTON	12/06/16	24	36	.500	0-2	.000	3-5	.600	1	1	2	3.3	2	1	1	0	2.98		
NORTH FLORIDA	12/10/16	20	38	.375	0-3	.000	0-0	.000	0	0	0	2.9	0	2	1	0	6.83		
vs Texas	12/17/16	23	29	.222	0-2	.000	2-2	1.000	2	3	5	3.1	3	2	2	0	6.81		
NORTH DAKOTA STATE	12/20/16	24	37	.429	3-6	.500	2-2	1.000	0	1	1	2.9	3	0	2	0	11.84		
vs Sam Houston State	12/22/16	18	46	.667	2-3	.667	6-8	.750	2	1	3	2.9	1	1	0	0	16.90		
FLORIDA	12/29/16	24	35	.600	1-2	.500	3-3	1.000	0	0	0	2.7	2	1	2	0	10.91		
at Tennessee	01/03/17	25	68	.750	0-0	.000	4-5	.800	1	2	3	2.7	2	2	1	0	16.96		
at Kentucky	01/07/17	22	17	.143	0-2	.000	2-5	.400	0	0	0	2.5	4	1	0	0	4.92		
MISSISSIPPI STATE	01/10/17	26	49	.444	2-4	.500	1-1	1.000	1	1	2	2.5	2	2	0	0	11.93		
MISSOURI	01/14/17	* 27	35	.600	1-2	.500	4-4	1.000	0	2	2	2.5	5	3	4	0	11.94		
at Texas A&M	01/17/17	* 21	13	.333	0-1	.000	0-0	.000	1	0	1	2.4	1	0	2	0	2.90		
LSU	01/21/17	* 34	57	.714	2-2	1.000	4-4	1.000	0	2	2	2.4	4	7	0	0	16.94		
at Vanderbilt	01/24/17	* 23	48	.500	2-4	.500	1-5	.200	1	2	3	2.4	2	0	1	0	2.11		
at Oklahoma State	01/28/17	* 28	37	.429	2-3	.667	3-4	.750	0	2	2	2.4	3	1	2	0	11.95		
ALABAMA	02/01/17	* 27	28	.250	1-4	.250	0-0	.000	1	3	4	2.5	1	2	3	0	5.93		
at Missouri	02/04/17	* 26	22	1.000	1-1	1.000	0-1	.000	0	0	0	2.3	5	2	1	0	5.91		
VANDERBILT	02/07/17	* 28	08	.000	0-4	.000	0-0	.000	0	0	0	2.3	2	0	0	0	0.88		
at LSU	02/11/17	* 24	23	.667	1-1	1.000	6-6	1.000	0	1	1	2.2	2	4	3	0	2.11		
at South Carolina	2/15/17	5	0-0	.000	0-0	.000	0-0	.000	1	0	1	2.2	0	0	1	0	0.85		
OLE MISS	02/18/17	20	38	.375	3-6	.500	2-2	1.000	1	1	2	2.1	1	4	0	0	11.86		
TEXAS A&M	02/22/17	21	26	.333	1-4	.250	0-0	.000	1	2	3	2.2	1	2	0	0	5.85		
at Auburn	02/25/17	15	0-3	.000	0-2	.000	0-0	.000	1	1	2	2.2	1	2	1	0	0.82		
at Florida	3/1/17	11	0-4	.000	0-1	.000	0-0	.000	0	0	0	2.1	1	0	0	0	7.9		
GEORGIA	03/04/17	16	37	.429	0-2	.000	0-1	.000	1	3	4	2.2	2	1	0	0	2.78		
Totals		11	666	79-192	.411	30-81	.370	55-73	.753	28	39	67	2.2	63	63	33	0	243	7.8

Games played: 31
Minutes/game: 21.5
Points/game: 7.8
FG Pct: 41.1
3FG Pct: 37.0
FT Pct: 75.3

Rebounds/game: 2.2
Assists/game: 2.0
Turnovers/game: 1.1
Assist/turnover ratio: 1.9
Steals/game: 1.0

» SEASON/CAREER HIGHS »

POINTS

Season: 16 (3x) last vs. LSU (1/21/17)
Career: 18 at Georgia (1/23/16)

FIELD GOALS

Season: 6 at Tennessee (1/3/17)
Career: 6 at Tennessee (1/3/17)

FIELD GOALS ATTEMPTED

Season: 9 (3x) last vs. Mississippi State (1/10/17)
Career: 13 at Dayton (12/30/15)

3-POINT FIELD GOALS

Season: 3 (2x) last vs. Ole Miss (2/18/17)
Career: 4 at Ole Miss (2/14/15)

3-POINT FG ATTEMPTS

Season: 6 (2x) last vs. Ole Miss (2/18/17)
Career: 7 at Dayton (12/30/15)

FREE THROWS MADE

Season: 6 (2x) last at LSU (2/11/17)
Career: 7 at Georgia (1/23/16)

FREE THROWS ATTEMPTS

Season: 8 vs. Sam Houston State (12/22/16)
Career: 9 at Georgia (1/23/16)

REBOUNDS

Season: 6 vs. UT Arlington (11/18/16)
Career: 7 vs. Delaware State (11/21/15)

ASSISTS

Season: 7 vs. LSU (1/21/17)
Career: 7 vs. LSU (1/21/17)

STEALS

Season: 4 vs. Stephen F. Austin (12/1/16)
Career: 5 vs. Milwaukee (12/22/14)

BLOCKS

Season: --
Career: 1 at Missouri (1/12/16)

MINUTES

Season: 34 vs. LSU (1/21/17)
Career: 34 vs. LSU (1/21/17)

» CAREER STATISTICS AT ARKANSAS »

			Total		3-Point		F-Throws		Rebounds											Scoring	
Season	gp-gs	min/avg	fg-fga	pct	fg-fga	pct	ft-fa	pct	off	def	tot	avg	pf	fo	ast	to	blk	stl	pts	avg	
2014-15	35-16	662/18.9	66-172	.384	31-88	.352	35-55	.636	31	36	67	1.9	84	4	53	32	0	35	198	5.7	
2015-16	23-1	481/20.9	57-164	.348	19-66	.288	27-42	.643	13	40	53	2.3	53	2	41	17	2	24	160	7.0	
2016-17	31-11	666/21.5	79-192	.411	30-81	.370	55-73	.753	28	39	67	2.2	63	2	63	33	0	30	243	7.8	
TOTAL	89-28	1809/20.3	202-528	.383	80-235	.340	117-170	.688	72	115	187	2.1	200	8	157	82	2	89	601	6.8	



» @KingMoses_ NEWS & NOTES »

- » **GAME-BY-GAME STATS** »

Rebounds/game: 7.8
Assists/game: 1.5
Turnovers/game: 1.9
Assist/turnover ratio: 0.8

Season: 33 at No. 6 Kentucky (1/7/17)
Career: 40 at Dayton (12/30/15)

» CAREER STATISTICS AT ARKANSAS »

#FASTEST40 29

GAME 1

Arkansas vs Fort Wayne

Nov. 11, 2016 at 7 p.m. at Fayetteville, Ark. (Bud Walton Arena)

Fort Wayne 83 • 0-1

#	Player	Total		3-Ptr		Rebounds			PF	TP	A TO Blk Stl					Min
		FG-FGA	FG-FGA	FT-FTA	Off Def Tot	PF	TP	A TO Blk Stl								
02	Stewart,Deangelo	f	1-9	1-6	0-0	2 2 4	3	3	0 1 0	1	22					
45	Calhoun,Brent	c	1-7	0-0	2-2	2 4 6	3	4	0 1 0	0	25					
00	Evans,Mo	g	5-10	1-4	2-2	0 1 1	2	13	3 4 0	1	25					
01	Scott,Bryson	g	2-10	2-7	7-14	2 4 6	4	13	3 5 0	1	27					
55	Konchar,John	g	4-8	1-1	8-10	5 7 12	2	17	4 1 1	2	37					
05	Charles Ruise Jr		0-4	0-3	0-1	1 0 1	1	0	0 0 0	0	12					
13	Levitich,Jax		0-0	0-0	0-0	0 1 1	0	0	0 0 0	0	2					
22	Taylor,Xzavier		5-8	0-0	2-5	3 0 3	4	12	0 0 0	0	15					
32	Harrell,Kason		4-7	3-6	3-4	1 2 3	1	14	1 0 1	0	25					
34	Talla,Racine		3-6	1-1	0-2	3 0 3	4	7	1 0 0	0	10					
Team					2 3 5											
Totals			25-69	9-28	24-40	21 24 45	24	83	12 12 2	5	200					

FG % 1st Half: 15-37 40.5% 2nd half: 10-32 31.3% Game: 25-69 36.2% Deadball Rebounds 8,3
 3FG % 1st Half: 6-18 33.3% 2nd half: 3-10 30.0% Game: 9-28 32.1%
 FT % 1st Half: 9-18 50.0% 2nd half: 15-22 68.2% Game: 24-40 60.0%

Arkansas 92 • 1-0

#	Player	Total		3-Ptr		Rebounds			PF	TP	A TO Blk Stl					Min
		FG-FGA	FG-FGA	FT-FTA	Off Def Tot	PF	TP	A TO Blk Stl								
13	Thomas, Dustin	f	4-6	0-0	2-3	1 5 6	5	10	0 3 0	0	18					
33	Kingsley, Moses	f	4-9	0-0	1-2	3 6 9	4	9	3 0 7	1	28					
00	Barford, Jaylen	g	4-9	1-1	1-2	1 4 5	3	10	4 2 0	1	27					
03	Hannahs, Dusty	g	7-17	1-6	8-10	1 0 1	1	23	2 1 0	1	30					
04	Macon, Daryl	g	5-11	2-6	1-2	2 5 7	3	13	5 4 0	4	33					
01	Thompson, Trey		2-2	0-0	1-2	0 4 4	3	5	1 0 2	0	13					
02	Bailey, Adrio		0-0	0-0	0-0	0 1 1	1	0	0 1 0	0	3					
05	Cook, Arlando		0-0	0-0	0-0	0 0 0	3	0	0 2 0	0	5					
21	Watkins, Manuale		5-6	0-0	0-0	0 3 3	2	10	2 0 0	0	27					
31	Beard, Anton		4-6	2-3	2-3	0 1 1	4	12	3 0 0	2	16					
Team					2 0 2											
Totals			35-66	6-16	16-24	10 29 39	29	92	20 13 9	9	200					

FG % 1st Half: 18-30 60.0% 2nd half: 17-36 47.2% Game: 35-66 53.0% Deadball Rebounds 2,2
 3FG % 1st Half: 5-8 62.5% 2nd half: 1-8 12.5% Game: 6-16 37.5%
 FT % 1st Half: 10-13 76.9% 2nd half: 6-11 54.5% Game: 16-24 66.7%

Officials: Mike Nance, Brian Shey, Rob Rorke
 Technical fouls: Fort Wayne-None. Arkansas-None.
 Attendance: 13787
 Estimated Actual Attendance: 7,504
 Fouled out: Arkansas #13, Thomas (1:35)

Score by periods	1st	2nd	Total
Fort Wayne	45	38	83
Arkansas	51	41	92

Last FG - FW 2nd-00:33, AR 2nd-01:00.
 Largest lead - FW by 6 1st-08:06, AR by 15 2nd-02:42.
 FW led for 07:16. AR led for 31:22. Game was tied for 00:52.

Score tied - 4 times.
 Lead changed - 4 times.

GAME 3

Arkansas vs UT Arlington

Nov. 18, 2016 at 7 p.m. at Fayetteville, Ark. (Bud Walton Arena)

UT Arlington 67 • 1-3

#	Player	Total		3-Ptr		Rebounds			PF	TP	A TO Blk Stl					Min
		FG-FGA	FG-FGA	FT-FTA	Off Def Tot	PF	TP	A TO Blk Stl								
34	Pope,Faith	f	1-5	0-1	3-4	2 3 5	3	5	0 0 1	2	13					
45	Bilbao,Jorge	f	1-4	0-0	2-2	6 3 9	3	4	0 2 0	0	28					
01	Neal,Erick	g	5-10	2-5	3-4	1 2 3	2	15	3 4 0	2	29					
04	Charles,Drew	g	4-6	3-5	0-0	0 1 1	1	11	2 2 0	0	26					
10	Jones,Jalen	g	3-10	3-6	1-2	2 1 3	4	10	2 1 0	0	26					
02	Bryant,DJ		1-2	0-1	0-0	0 0 0	2	2	2 1 0	1	11					
03	Hawkins,Nathan		1-2	0-1	0-0	0 1 1	3	2	0 1 1	0	14					
05	Wilson,Kaelon		3-8	2-5	0-0	0 2 2	1	8	2 3 1	1	22					
13	Kiris,Erkam		0-0	0-0	0-0	0 1 1	0	0	0 0 0	0	2					
20	Harris,Julian		1-3	0-0	0-0	1 1 2	1	2	0 0 0	0	6					
22	Kabadyundi,Link		0-1	0-0	0-0	0 0 0	1	0	0 0 0	0	5					
25	Hervy,Kevin		3-8	2-5	0-0	0 3 3	4	8	1 3 0	0	18					
Team					2 2 4											
Totals			23-59	12-29	9-12	14 20 34	25	67	12 18 3	6	200					

FG % 1st Half: 15-31 48.4% 2nd half: 8-28 28.6% Game: 23-59 39.0% Deadball Rebounds 2,1
 3FG % 1st Half: 8-15 53.3% 2nd half: 4-14 28.6% Game: 12-29 41.4%
 FT % 1st Half: 5-6 83.3% 2nd half: 4-6 66.7% Game: 9-12 75.0%

Arkansas 71 • 3-0

#	Player	Total		3-Ptr		Rebounds			PF	TP	A TO Blk Stl					Min
		FG-FGA	FG-FGA	FT-FTA	Off Def Tot	PF	TP	A TO Blk Stl								
13	Thomas, Dustin	f	1-3	0-0	6-8	2 4 6	4	8	2 1 1	2	28					
33	Kingsley, Moses	c	2-5	0-0	1-2	1 2 3	4	5	1 3 4	1	30					
00	Barford, Jaylen	g	6-12	1-2	4-6	3 3 6	1	17	2 6 0	3	31					
03	Hannahs, Dusty	g	2-10	2-7	5-6	1 0 1	1	11	2 0 0	1	27					
04	Macon, Daryl	g	2-6	0-3	3-4	0 2 2	4	7	0 1 0	2	26					
01	Thompson, Trey		1-2	0-0	1-1	3 1 4	2	3	0 2 0	0	7					
05	Cook, Arlando		0-2	0-0	1-2	1 0 1	0	1	0 1 1	1	13					
21	Watkins, Manuale		3-5	0-0	1-1	1 2 3	0	7	1 0 0	1	20					
31	Beard, Anton		4-8	2-3	2-2	1 5 6	2	12	2 0 0	0	18					
Team					1 2 3											
Totals			21-53	5-15	24-32	14 21 35	18	71	10 14 6	11	200					

FG % 1st Half: 9-29 31.0% 2nd half: 12-24 50.0% Game: 21-53 39.6% Deadball Rebounds 5,2
 3FG % 1st Half: 2-9 22.2% 2nd half: 3-6 50.0% Game: 5-15 33.3%
 FT % 1st Half: 12-15 80.0% 2nd half: 12-17 70.6% Game: 24-32 75.0%

Officials: Olandis Poole, Rusty Phillips, Garrick Shannon
 Technical fouls: UT Arlington-None. Arkansas-None.
 Attendance: 13587
 Estimated Actual Attendance: 6623

Score by periods	1st	2nd	Total
UT Arlington	43	24	67
Arkansas	32	39	71

Last FG - UTA 2nd-00:41, AR 2nd-00:58.
 Largest lead - UTA by 17 1st-12:37, AR by 7 2nd-10:36.
 UTA led for 26:34. AR led for 11:37. Game was tied for 01:49.

Score tied - 3 times.
 Lead changed - 1 time.

GAME 2

Arkansas vs Southern Illinois

Nov. 14, 2016 at 7 p.m. at Fayetteville, Ark. (Bud Walton Arena)

Southern Illinois 65 • 0-2

#	Player	Total		3-Ptr		Rebounds			PF	TP	A TO Blk Stl					Min
		FG-FGA	FG-FGA	FT-FTA	Off Def Tot	PF	TP	A TO Blk Stl								
33	O'Brien,Sean	f	3-8	0-1	0-0	0 2 2	4	6	0 4 0	0	21					
40	Boi,Thik	f	3-9	0-0	3-4	4 8 12	1	9	1 2 1	1	28					
01	Rodriguez,Mike	g	0-7	0-2	4-6	1 1 2	1	4	4 1 0	1	25					
05	Vincent,Leo	g	3-8	2-5	2-2	0 4 4	3	10	1 1 0	0	31					
22	Fletcher,Armon	g	5-7	3-4	0-0	2 3 5	3	13	1 3 0	3	32					
00	Wiley,Jonathan		1-4	0-1	0-0	0 2 2	1	2	0 3 0	0	9					
10	Cook,Aaron		1-2	0-1	4-4	0 0 0	0	6	3 1 0	2	18					
13	Lloyd,Sean		4-9	1-3	1-2	0 1 1	2	10	0 0 0	1	15					
15	Weihert,Austin		1-2	0-1	1-2	0 0 0	1	3	0 2 0	0	11					
24	Stradnieks,Rudy		1-4	0-0	0-0	3 0 3	0	2	0 0 0	1	10					
Team					2 1 3											
Totals			22-60	6-18	15-20	12 22 34	16	65	10 17 1	9	200					

FG % 1st Half: 8-33 24.2% 2nd half: 14-27 51.9% Game: 22-60 36.7% Deadball Rebounds 3
 3FG % 1st Half: 3-10 30.0% 2nd half: 3-8 37.5% Game: 6-18 33.3%
 FT % 1st Half: 6-8 75.0% 2nd half: 9-12 75.0% Game: 15-20 75.0%

Arkansas 90 • 2-0

#	Player		Total		3-Ptr		Rebounds			PF	TP						Min
			FG-FGA	FG-FGA	FT-FTA	Off	Def	Tot	A			TO	Blk	Stl			
13	Thomas, Dustin	f	1-3	0-0	0-0	1	0	1	1	2	4	0	0	0	1	18	
33	Kingsley, Moses	f	4-10	0-1	7-7	1	6	7	1	15	0	1	5	1	22		
00	Barford, Jaylen	g	4-7	1-2	0-2	0	2	2	2	9	2	2	0	0	22		
03	Hannahs, Dusty	g	5-7	5-6	4-4	1	4	5	2	19	1	1	0	0	20		
04	Macon, Daryl	g	4-6	4-6	0-0	0	2	2	2	12	5	0	1	1	20		
01	Thompson, Trey		1-3	0-0	2-2	1	3	4	3	4	1	1	0	1	15		
02	Bailey, Adrio		0-1	0-0	0-2	1	0	1	1	0	0	3	0	0	7		
05	Cook, Arlando		4-8	0-0	1-1	0	2	2	0	9	0	1	1	1	13		
12	Hazen, Brachen		0-0	0-0	0-0	1	1	2	3	0	0	4	0	0	8		
21	Watkins, Manuale		2-5	0-0	0-0	2	1	3	2	4	4	0	0	1	21		
23	Jones, CJ		3-5	2-4	3-3	0	2	2	2	11	0	0	0	0	17		
31	Beard, Anton		2-6	1-4	0-0	1	0	1	1	5	6	1	0	1	17		

GAME 5

Arkansas vs Mount St. Mary's

Nov. 28, 2016 at 7 p.m. at Fayetteville, Ark. (Bud Walton Arena)

Mount St. Mary's 76 • 1-7

#	Player		Total		3-Ptr		Rebounds			PF	TP	A TO Blk Stl				Min.
			FG-FGA	FG-FGA	FT-FTA	Off	Def	Tot	Off			Def	Tot	A	TO	
05	Wray,Chris	f	3-5	0-0	1-4	1	3	4	1	7	1	0	0	1	30	
01	Sallah,Mawdo	c	4-5	0-0	0-0	2	3	5	4	8	1	0	1	0	22	
00	Robinson,Junior	g	2-8	2-5	1-2	0	0	0	4	7	3	3	1	0	37	
23	Alexander,Greg	g	5-11	2-8	0-0	2	2	4	1	12	0	1	0	1	28	
55	Long,Elijah	g	6-17	2-4	10-10	0	7	7	3	24	7	5	0	0	36	
04	Nwando,Khalid		0-0	0-0	0-0	0	1	1	1	0	0	0	0	0	4	
10	Wilson,Miles		1-1	1-1	0-0	0	1	1	4	3	1	1	0	0	15	
11	Miller,Will		3-10	3-10	0-0	0	3	3	2	9	0	0	0	0	16	
12	Glover,Charles		2-3	0-1	0-0	0	0	0	0	4	0	0	0	0	6	
20	Gurdon,Sean		0-0	0-0	0-0	0	0	0	0	0	1	0	0	0	1	
21	Miller,Randy		0-0	0-0	0-0	0	0	0	0	0	1	1	0	1	3	
25	Thurstun,Bryce		0-0	0-0	0-0	0	1	1	0	0	0	0	0	0	1	
54	Gomes,Ryan		1-1	0-0	0-0	0	0	0	1	2	0	0	0	0	1	
Team						2	2	4								
Totals			27-61	10-29	12-16	7	23	30	21	76	15	11	2	3	200	

FG % 1st Half: 15-30 50.0% 2nd half: 12-31 38.7% Game: 27-61 44.3%
3FG % 1st Half: 4-11 36.4% 2nd half: 6-18 33.3% Game: 10-29 34.5%
FT % 1st Half: 3-3 100.0 2nd half: 9-13 69.2% Game: 12-16 75.0%

Arkansas 89 • 4-1

#	Player		Total		3-Ptr		Rebounds			PF	TP	A TO Blk Stl				Min
			FG-FGA	FG-FGA	FT-FTA	Off	Def	Tot	A			TO	Blk	Stl		
13	Thomas, Dustin	f	6-7	1-1	0-0	1	4	5	3	13	1	0	0	1	23	
33	Kingsley, Moses	f	3-8	0-0	3-6	5	8	13	3	9	4	3	1	0	26	
03	Hannahs, Dusty	g	4-14	0-5	4-4	1	1	2	1	12	1	1	0	1	20	
21	Watkins, Manuale	g	4-6	0-0	0-0	2	4	6	3	6	4	0	0	2	22	
31	Beard, Anton	g	4-8	2-3	1-2	3	1	4	0	11	3	1	0	0	23	
00	Barford, Jaylen		5-8	2-4	1-1	0	1	1	2	13	1	0	0	2	23	
01	Thompson, Trey		0-1	0-0	0-0	1	4	5	3	0	1	0	0	1	13	
02	Bailey, Adrio		0-0	0-0	0-0	0	0	0	0	0	1	0	0	1	4	
04	Macon, Daryl		4-7	2-3	5-6	0	0	0	3	15	2	1	0	0	18	
05	Cook, Arlando		1-4	0-0	1-2	0	2	2	1	3	1	0	0	0	13	
12	Hazen, Brachen		0-0	0-0	0-2	0	0	0	0	0	0	0	0	0	1	
23	Jones, CJ		1-4	1-3	2-2	0	1	1	1	5	1	1	0	0	14	
	Team					1	1	2								
Totals			32-67	8-19	17-25	14	27	41	17	89	20	7	1	8	200	

FG % 1st Half: 19-37 51.4% 2nd half: 13-30 43.3% Game: 32-67 47.8%
3FG % 1st Half: 5-9 55.6% 2nd half: 3-10 30.0% Game: 8-19 42.1%
FT % 1st Half: 2-4 50.0% 2nd half: 15-21 71.4% Game: 17-25 68.0%

Officials: Mike Nance, Keith Kimble, Todd Austin
Technical fouls: Mount St. Mary's-None. Arkansas-None.
Attendance: 13321
Estimated Actual Attendance: 4,256

Score by periods	1st	2nd	Total
Mount St. Mary's	37	39	76
Arkansas	45	44	89

Points	In	Off	2nd	Fast	Bench
MOUNT	34	10	6	9	18
AR	48	18	13	21	36

Last FG - MOUNT 2nd-00:18, AR 2nd-01:54.
Largest lead - MOUNT by 4 1st-18:27, AR by 21 2nd-06:41.
MOUNT led for 03:05, AR led for 35:10. Game was tied for 01:45.

Score tied - 1 time.
Lead changed - 3 times.

GAME 7

Arkansas vs Austin Peay

Dec. 3, 2016 at 7 p.m. at Fayetteville, Ark. (Bud Walton Arena)

Austin Peay 62 • 4-4

#	Player		Total		3-Ptr		Rebounds			PF	TP	A TO Blk Stl				Min
			FG-FA	FG-FGA	FT-FTA		Off	Def	Tot							
03	Porter-Bunton,Chris	f	1-5	0-1	2-4	2	1	3	3	4	2	2	0	0	16	
42	Jones,Kenny	f	4-10	0-0	0-1	4	1	5	2	8	1	1	0	1	26	
02	Savage,Jared	g	2-7	2-5	0-0	2	2	4	2	6	0	0	1	0	38	
04	Robinson,Josh	g	3-14	0-5	3-3	0	3	3	1	9	5	4	0	0	38	
31	Murry,John	g	9-16	2-3	3-4	3	0	3	0	23	2	3	0	0	33	
02	Diop,Assane		4-5	0-0	1-1	1	2	3	2	9	0	1	1	0	18	
10	Ivory,Tre'		0-1	0-0	0-0	0	0	0	0	0	0	0	0	0	2	
23	Harris,Steve		1-1	0-0	0-0	0	1	1	0	2	0	0	0	0	2	
24	Dobbs,Jartavious		0-0	0-0	0-0	1	2	3	0	0	0	0	0	0	2	
25	Clayton,Dre'Kalo		0-4	0-1	1-2	0	3	3	1	1	0	1	1	0	18	
45	Glotta,Zach		0-2	0-2	0-0	1	0	1	0	0	0	1	0	0	7	
Team						1	1	2								
Totals				24-65	4-17	10-15	15	16	31	11	62	10	13	3	1	200

FG % 1st Half: 12-30 40.0% 2nd half: 12-35 34.3% Game: 24-65 36.9%
3FG % 1st Half: 2-8 25.0% 2nd half: 2-9 22.2% Game: 4-17 23.5%
FT % 1st Half: 5-8 62.5% 2nd half: 5-7 71.4% Game: 10-15 66.7%

Arkansas 99 • 6-1

#	Player		Total		3-Ptr		Rebounds			PF	TP	A TO Blk Stl				Min.
			FG-FGA	FG-FGA	FT-FTA	Off	Def	Tot	PF			A	TO	Blk	Stl	
13	Thomas, Dustin	f	3-6	0-1	1-2	0	3	3	2	7	4	1	0	0	16	
33	Kingsley, Moses	f	4-7	1-1	4-4	3	4	7	3	13	5	4	3	0	22	
00	Barford, Jaylen	g	5-10	1-3	1-1	0	6	6	2	12	4	0	1	2	21	
04	Macon, Daryl	g	4-7	0-3	0-0	0	4	4	2	8	1	1	0	1	15	
21	Watkins, Manuale	g	1-2	0-0	2-2	0	1	1	0	4	3	0	0	1	16	
01	Thompson, Trey		2-2	0-0	0-0	2	2	4	0	4	1	0	2	2	13	
02	Bailey, Adrio		7-8	0-0	0-0	4	3	7	2	14	2	2	2	1	18	
03	Hannahs, Dusty		5-12	3-5	0-0	0	1	1	2	13	0	0	0	0	21	
05	Cook, Arlando		2-4	0-0	0-0	3	0	3	1	4	2	0	0	1	15	
12	Hazen, Brachen		1-2	0-0	0-0	1	0	1	1	2	0	0	0	0	9	
15	Holmes, Jonathan		0-2	0-2	0-0	0	1	1	0	0	0	0	0	0	2	
23	Jones, CJ		4-6	3-4	0-0	0	0	0	2	11	2	0	3	0	15	
31	Beard, Anton		2-9	1-4	2-2	2	2	4	2	7	4	1	0	1	17	
Team						4	1	5								
Totals			40-77	9-23	10-11	19	28	47	19	99	28	9	11	9	11	

FG % 1st Half: 17-41 41.5% 2nd half: 23-36 63.9% Game: 40-77 51.9%
3FG % 1st Half: 3-12 25.0% 2nd half: 6-11 54.5% Game: 9-23 39.1%
FT % 1st Half: 4-5 80.0% 2nd half: 6-6 100.0 Game: 10-11 90.9%

Officials: Anthony Jordan, John Hampton, Rob Rorke
Technical fouls: Austin Peay-None. Arkansas-None.
Attendance: 19483
Estimated Actual Attendance: 10,059

Score by periods	1st	2nd	Total
Austin Peay	31	31	62
Arkansas	41	58	99

Points	In	Off	2nd	Fast	Bench
APSU	40	8	10	7	12
AR	52	25	26	28	55

Last FG - APSU 2nd-00:35, AR 2nd-02:00.
Largest lead - APSU by 2 1st-19:30, AR by 41 2nd-08:38.
APSU led for 00:35, AR led for 36:58. Game was tied for 02:27.

Score tied - 4 times.
Lead changed - 3 times.

GAME 6

Arkansas vs Stephen F. Austin

Dec. 1, 2016 at 8 p.m. at Fayetteville, Ark. (Bud Walton Arena)

Stephen F. Austin 62 • 2-3

#	Player		Total		3-Ptr		Rebounds			PF	TP	A TO Blk Stl				Min
			FG-FGA	FG-FGA	FT-FTA	Off	Def	Tot	PF			A	TO	Blk	Stl	
01	Harris,Kevon	f	2-4	0-0	7-10	0	1	1	1	11	2	1	0	1	21	
05	Huntley,Josh	f	0-1	0-0	0-0	0	2	2	0	0	0	0	0	1	10	
22	Holyfield,TJ	f	3-5	0-2	1-3	3	6	9	3	7	3	3	0	1	28	
11	Canete,Ivan	g	3-8	1-4	7-8	1	1	2	4	14	1	5	0	2	27	
12	Cameron,Dallas	g	2-3	2-3	0-0	0	0	0	2	6	3	2	0	0	33	
00	Augustin,Aaron		1-4	0-2	0-0	0	2	2	3	2	1	2	0	0	20	
03	Gilmore III,Leon		4-5	0-0	1-1	0	2	2	3	9	0	3	0	1	19	
10	Traylor,Isaiah		0-5	0-3	5-6	0	3	3	1	5	1	1	2	0	19	
24	Nieminen,Samuli		2-2	0-0	0-0	0	0	0	1	4	1	0	0	0	13	
32	Grujic,Jovan		1-2	0-0	2-2	0	0	0	2	4	0	2	1	0	10	
Team						1	3	4					2			
Totals			18-39	3-14	23-30	5	20	25	20	62	12	21	3	6	200	

FG % 1st Half: 10-21 47.6% 2nd half: 8-18 44.4% Game: 18-39 46.2%
3FG % 1st Half: 0-6 0.0% 2nd half: 3-8 37.5% Game: 3-14 21.4%
FT % 1st Half: 8-11 72.7% 2nd half: 15-19 78.9% Game: 23-30 76.7%

Arkansas 78 • 5-1

#	Player		Total		3-Ptr		Rebounds			PF	TP	A	TO	Blk	Stl	Min
			FG-FGA	FG-FGA	FT-FTA	Off	Def	Tot								
13	Thomas, Dustin	f	4-8	0-0	1-2	2	0	2	2	9	1	2	0	0	21	
33	Kingsley, Moses	f	4-5	0-0	4-5	1	5	6	2	12	2	1	0	2	29	
03	Hannahs, Dusty	g	5-9	0-2	5-5	0	0	0	1	15	2	1	0	1	24	
21	Watkins, Manuale	g	4-7	0-0	0-0	1	6	7	2	8	1	1	0	2	21	
31	Beard, Anton	g	2-5	0-2	5-6	1	2	3	3	9	3	2	0	4	23	
00	Barford, Jaylen		2-6	0-3	4-5	1	2	3	2	8	1	3	0	1	20	
01	Thompson, Trey		0-0	0-0	0-0	0	1	1	3	0	0	0	0	0	6	
02	Bailey, Adrio		1-1	0-0	0-0	0	0	0	4	2	0	1	0	0	12	
04	Macon, Daryl		3-8	1-4	0-0	0	0	0	3	7	5	1	0	2	22	
05	Cook, Arlando		1-2	0-0	0-0	1	0	1	0	2	0	0	0	0	9	
12	Hazen, Brachen		0-0	0-0	0-0	0	1	1	0	0	0	0	0	0	2	
23	Jones, CJ		2-5	2-2	0-0	0	1	1	1	6	1	1	1	0	11	
	Team					3	1	4								
Totals			28-56	3-13	19-23	10	19	29	23	78	16	13	1	12	200	

GAME 9 Arkansas vs North Florida Dec. 10, 2016 at 4:30 p.m. at Fayetteville, Ark. (Bud Walton Arena)

North Florida 76 • 3-8

#	Player	Total		3-Ptr	Rebounds			PF	TP	A TO Blk Stl					Min
		FG-FGA	FG-FGA	FT-FTA	Off	Def	Tot			A	TO	Blk	Stl		
02	Aminu, Wajid	f	3-4	2-2	0-4	2	1	3	2	8	2	1	0	1	32
33	Banks, Romero	c	2-6	0-0	0-2	1	4	5	4	4	0	2	0	0	31
11	Sams, Garrett	g	2-8	1-5	5-5	2	1	3	2	10	2	2	0	0	23
12	Bodager, Aaron	g	5-10	4-9	0-0	0	5	5	2	14	2	5	0	2	34
14	Moore, Dallas	g	12-20	4-9	6-6	0	2	2	2	34	3	1	0	1	37
01	Odum, Karlos		0-0	0-0	1-2	0	0	0	3	1	0	3	0	0	18
05	Fisher, CJ		0-1	0-0	0-0	0	0	0	1	0	0	1	0	0	3
10	Blount, Osborn		0-1	0-1	0-0	0	0	0	0	0	1	0	0	0	3
23	Malonga, Nick		2-5	1-3	0-0	0	3	3	5	5	0	3	0	0	16
50	Haid, Benedikt		0-1	0-1	0-0	0	1	1	0	0	0	0	0	0	3
Team						2	3	5							
Totals			26-56	12-30	12-19	7	20	27	21	76	9	19	0	4	200

FG % 1st Half: 15-33 45.5%

2nd half: 11-23 47.8%

Game: 26-56 46.4%

3FG % 1st Half: 7-17 41.2%

2nd half: 5-13 38.5%

Game: 12-30 40.0%

FT % 1st Half: 7-9 77.8%

2nd half: 5-10 50.0%

Game: 12-19 63.2%

Deadball Rebounds 3,1

Arkansas 91 • 8-1

#	Player	Total		3-Ptr	Rebounds			PF	TP	A TO Blk Stl					Min
		FG-FGA	FG-FGA	FT-FTA	Off	Def	Tot			A	TO	Blk	Stl		
13	Thomas, Dustin	f	2-5	0-0	4-4	2	6	8	1	8	3	1	0	0	22
33	Kingsley, Moses	f	5-7	0-0	3-4	2	8	10	4	13	1	3	1	0	26
00	Barford, Jaylen	g	6-16	1-5	1-4	2	2	4	1	14	3	1	2	3	25
04	Macon, Daryl	g	3-6	2-5	5-5	0	4	4	2	13	4	3	0	3	23
21	Watkins, Manuale	g	2-6	0-0	3-4	2	2	4	2	7	4	2	0	3	22
01	Thompson, Trey		2-2	0-0	2-4	2	0	2	2	6	0	0	0	1	13
02	Bailey, Adrio		1-1	0-0	1-2	1	0	1	1	3	0	0	0	0	6
03	Hannahs, Dusty		5-10	2-6	5-5	0	1	1	0	17	3	2	1	0	25
05	Cook, Arlando		2-4	0-0	0-0	3	1	4	2	4	0	1	0	2	12
12	Hazen, Brachen		0-0	0-0	0-0	0	0	0	0	0	0	0	0	0	1
23	Jones, CJ		0-1	0-1	0-0	0	1	1	0	0	1	0	0	0	5
31	Beard, Anton		3-8	0-3	0-0	0	0	0	0	6	2	1	0	1	20
Team						1	2	3							
Totals			31-66	5-20	24-32	15	27	42	15	91	21	14	4	13	200

FG % 1st Half: 16-33 48.5%

2nd half: 15-33 45.5%

Game: 31-66 47.0%

3FG % 1st Half: 1-8 12.5%

2nd half: 4-12 33.3%

Game: 5-20 25.0%

FT % 1st Half: 11-16 68.8%

2nd half: 13-16 81.3%

Game: 24-32 75.0%

Deadball Rebounds 7

Officials: Mike Nance, Todd Austin, Nate Green

Technical fouls: North Florida-None. Arkansas-None.

Attendance: 13700

Estimated Actual Attendance: 7650

Fouled Out: North Florida, #23, Malonga (8:35 2H)

Officials: Mike Nance, Todd Austin, Nate Green
Technical fouls: North Florida-None. Arkansas-None.
Attendance: 13700
Estimated Actual Attendance: 7650
Fouled out: North Florida, #23, Malonga (8:35 2H)

Score by periods	1st	2nd	Total									
North Florida	44	32	76		Points	In	Off	2nd	Fast			
Arkansas	44	47	91		UNF	Paint	T/O	Chance	Break			
					20	12	6	2	10			
					38	21	22	10	36			
					6R							

Last FG - UNF 2nd-03:30, AR 2nd-01:12.

Largest lead - UNF by 3 2nd-13:44, AR by 16 2nd-01:12.

UNF led for 06:15. AR led for 29:39. Game was tied for 04:06.

Score tied - 8 times.

Lead changed - 22 times.

GAME 11 Arkansas vs North Dakota State Dec. 20, 2016 at 6 p.m. at Fayetteville, Ark. (Bud Walton Arena)

North Dakota State 55 • 8-5

#	Player	Total		3-Ptr	Rebounds			PF	TP	A TO Blk Stl					Min
		FG-FGA	FG-FGA	FT-FTA	Off	Def	Tot			A	TO	Blk	Stl		
21	A.J. Jacobson	f	2-7	1-5	1-2	0	4	4	3	6	1	2	0	0	28
42	Dylan Miller	f	1-4	0-0	0-0	0	1	1	2	2	1	0	0	0	14
02	Paul Miller	g	4-10	4-8	5-7	0	7	7	2	17	2	3	2	2	37
03	Carlin Dupree	g	3-10	0-2	2-2	0	3	3	2	8	2	4	0	1	30
13	Khy Kabellis	g	0-9	0-6	2-2	0	1	1	1	2	4	2	1	2	32
11	Jared Samuelson		0-0	0-0	0-0	0	0	0	0	0	1	0	0	0	1
12	Zach Rammelt		0-0	0-0	0-0	0	0	0	0	0	0	0	0	0	1
23	Deng Geu		2-5	0-2	0-0	0	2	2	1	4	0	1	0	0	8
24	Tyson Ward		4-6	2-4	0-2	0	1	1	2	10	0	0	0	1	22
30	Spencer Eliason		0-0	0-0	0-0	0	0	0	0	0	0	0	0	0	1
32	Evan Wesenberg		0-0	0-0	0-0	0	0	0	0	0	0	0	0	0	1
40	Dexter Werner		2-3	0-0	2-6	5	7	12	3	6	1	2	0	1	25
Team						3	0	3							
Totals			18-54	7-27	12-21	8	26	34	16	55	12	15	3	7	200

FG % 1st Half: 8-30 26.7%

2nd half: 10-24 41.7%

Game: 18-54 33.3%

3FG % 1st Half: 4-16 25.0%

2nd half: 3-11 27.3%

Game: 7-27 25.9%

FT % 1st Half: 1-4 25.0%

2nd half: 11-17 64.7%

Game: 12-21 57.1%

Deadball Rebounds 5

Arkansas 71 • 10-1

#	Player	Total		3-Ptr	Rebounds			PF	TP	A TO Blk Stl					Min
		FG-FGA	FG-FGA	FT-FTA	Off	Def	Tot			A	TO	Blk	Stl		
13	Thomas, Dustin	f	2-6	0-0	2-2	2	0	2	4	6	0	0	0	0	13
33	Kingsley, Moses	f	4-10	0-1	3-3	1	7	8	3	11	0	2	1	0	27
00	Barford, Jaylen	g	2-7	0-2	0-0	1	2	3	2	4	2	3	0	0	22
04	Macon, Daryl	g	5-12	3-5	2-2	4	2	6	0	15	5	4	0	1	24
21	Watkins, Manuale	g	1-2	0-0	2-2	0	6	6	1	4	2	1	0	3	25
01	Thompson, Trey		1-2	0-0	0-0	0	4	4	4	2	0	2	2	0	12
02	Bailey, Adrio		1-2	0-0	0-1	0	1	1	0	2	0	0	0	1	9
03	Hannahs, Dusty		4-10	3-7	0-0	0	2	2	1	11	3	2	0	1	19
05	Cook, Arlando		1-3	0-0	2-2	1	2	3	0	4	1	0	0	0	13
12	Hazen, Brachen		0-0	0-0	1-2	0	0	0	0	1	0	0	0	0	1
23	Jones, CJ		0-0	0-0	0-0	0	2	2	0	0	0	1	0	0	11
31	Beard, Anton		3-7	3-6	2-2	0	1	1	3	11	0	2	0	0	24
Team						3	0	3							
Totals			24-61	9-21	14-16	12	29	41	18	71	13	16	4	6	200

FG % 1st Half: 11-30 36.7%

2nd half: 13-31 41.9%

Game: 24-61 39.3%

3FG % 1st Half: 3-8 37.5%

2nd half: 6-13 46.2%

Game: 9-21 42.9%

FT % 1st Half: 2-3 66.7%

2nd half: 12-13 92.3%

Game: 14-16 87.5%

Deadball Rebounds 1,3

Officials: Anthony Jordan, Tim Gattis, Wil Howard

Technical fouls: North Dakota State-None. Arkansas-None.

Attendance: 16006

Estimated Actual Attendance: 8,621

Arkansas 71 • 10-1																
#	Player	Total			3-Ptr		Rebounds			PF	TP	A	TO	Blk	Stl	Min
		FG-GA	FG-FGA	FT-FTA	Off	Def	Total									
13	Thomas, Dustin	f	2-6	0-0	2-2	2	0	4	6	0	0	0	0	0	0	13
33	Kingsley, Moses	f	4-10	0-1	3-3	1	7	8	3	11	0	2	1	0	0	27
00	Barford, Jaylen	g	2-7	0-2	0-0	1	2	3	2	4	2	3	0	0	0	22
04	Macon, Daryl	g	5-12	3-5	2-2	4	2	6	0	15	5	4	0	1	0	24
21	Watkins, Manuale	g	1-2	0-0	2-2	0	6	6	1	4	2	1	0	3	3	25
01	Thompson, Trey		1-2	0-0	0-0	0	4	4	4	2	0	2	2	0	0	12
02	Bailey, Adrio		1-2	0-0	0-1	0	1	1	0	2	0	0	0	0	1	9
03	Hannahs, Dusty		4-10	3-7	0-0	0	2	2	1	11	3	2	0	1	1	19
05	Cook, Arlando		1-3	0-0	2-2	1	2	3	0	4	1	0	0	0	0	13
12	Hazen, Brachen		0-0	0-0	1-2	0	0	0	0	1	0	0	0	0	0	1
23	Jones, CJ		0-0	0-0	0-0	0	2	2	0	0	0	0	1	0	0	11
31	Beard, Anton		3-7	3-6	2-2	0	1	1	3	11	0	2	0	0	0	24
	Team					3	0	3								
Totals			24-61	9-21	14-16	14	12	29	41	18	71	13	16	4	6	200
FG % 1st Half: 11-30			36.7%	2nd half: 13-31		41.9%	Garne: 24-61			39.3%						Deadball Rebounds 1,3
3FG % 1st Half: 3-8			37.5%	2nd half: 6-13		46.2%	Garne: 9-21			42.9%						
FT % 1st Half: 2-3			66.7%	2nd half: 12-13		92.3%	Garne: 14-16			87.5%						

Last FG - NDSU 2nd-00:32, AR 2nd-00:02.

Largest lead - NDSU by 1 1st-16:53, AR by 20 2nd-04:11.

NDSU led for 00:40. AR led for 38:22. Game was tied for 00:57.

Score tied - 3 times.

Lead changed - 4 times.

GAME 10 Arkansas vs Texas Dec. 17, 2016 at 1:35 p.m. at Houston, Texas (Toyota Center)

Arkansas 77 • 9-1

##	Player	Total		3-Ptr	Rebounds			PF	TP	A TO Blk Stl					Min
		FG-FGA	FG-FGA	FT-FTA	Off	Def	Tot			A	TO	Blk	Stl		
00	Barford, Jaylen	*	4-10	0-3	3-3	0	3	3	4	11	3	2	1	1	26
04	Macon, Daryl	*	4-12	1-5	14-14	1	3	4	1	23	3	1	0	1	29
13	Thomas, Dustin	*	0-3	0-0	0-0	2	1	3	4	0	0	0	1	0	21
21	Watkins, Manuale	*	3-4	0-0	0-0	1	3	4	2	6	0	1	0	1	20
33	Kingsley, Moses	*	2-8	0-0	3-3	1	9	10	1	7	0	2	5	0	32
01	Thompson, Trey		1-4	0-0	1-2	2	1	3	2	3	0	0	0	0	8
03	Hannahs, Dusty		5-11	3-6	2-3	0	0	0	3	15	1	2	0	2	24
05	Cook, Arlando		1-1	0-0	4-4	0	2	2	4	6	1	0	1	1	17
31	Beard, Anton		2-9	0-2	2-2	2	3	5	3	6	2	2	0	0	23
Team						4	3	7							
Totals			22-62	4-16	29-31	13	28	41	24	77	10	10	8	6	200

FG % 1st Half: 9-34 26.5%

2nd half: 13-28 46.4%

Game: 22-62 35.5%

3FG % 1st Half: 1-9 11.1%

2nd half: 3-7 42.9%

Game: 4-16 25.0%

FT % 1st Half: 1-19 91.7%

2nd half: 18-19 94.7%

Game: 29-31 93.5%

Deadball Rebounds 1

Texas 74 • 5-5

#	Player	Total		3-Ptr	Rebounds			PF	TP	A TO Blk Stl					Min
		FG-FGA	FG-FGA	FT-FTA	Off	Def	Tot			A	TO	Blk	Stl		

GAME 13

Arkansas vs No. 25 Florida
Dec. 29, 2016 at 8:05 p.m. at Fayetteville, Ark. (Bud Walton Arena)

Florida 81 • 10-3, 1-0 SEC

#	Player		Total			Rebounds					PF	TP	A	TO	Blk	Stl	Min
			FG-FGA	FG-FGA	FT-FTA	Off	Def	Tot									
01	Robinson, Devin	f	6-11	0-5	5-7	1	6	7	3	17	0	1	3	1		31	
23	Leon, Justin	f	2-5	2-4	0-0	2	2	4	0	6	0	1	1	1	1	25	
13	Hayes, Kevarrius	c	4-5	0-0	2-5	4	2	6	4	10	0	1	1	1	1	22	
00	Hill, Kasey	g	4-12	0-0	2-5	0	2	2	1	10	6	4	0	1	1	33	
05	Allen, KeVaughn	g	7-16	5-9	2-2	0	2	2	1	21	0	0	0	1	1	34	
11	Chiozza, Chris		2-5	1-3	0-0	0	0	0	2	5	4	0	0	0	0	15	
15	Egbunu, John		2-6	0-0	1-2	5	6	11	5	5	1	1	1	1	1	16	
24	Barry, Canyon		1-4	0-3	0-0	0	1	1	1	2	2	0	0	0	0	12	
25	Stone, Keith		2-3	1-2	0-0	0	0	0	0	5	0	0	0	0	0	10	
32	Rimmer, Schuyler		0-0	0-0	0-0	0	0	0	0	0	0	0	0	0	0	2	
Team						4	0	4			1						
Totals				30-67	9-26	12-21	16	21	37	17	81	13	9	6	6	200	

FG % 1st Half: 17-41 41.5% 2nd half: 13-26 50.0% Game: 30-67 44.8% Deadball Rebounds 3.3
3FG % 1st Half: 5-15 33.3% 2nd half: 4-11 36.4% Game: 9-26 34.6%
FT % 1st Half: 5-9 55.6% 2nd half: 7-12 58.3% Game: 12-21 57.1%

Arkansas 72 • 11-2, 0-1 SEC

#	Player	Total			3-Ptr	Rebounds			PF	TP	A	TO	Blk	Stl	Min
		FG-FGA	FG-FGA	FT-FTA		Off	Def	Tot							
13	Thomas, Dustin	f	1-4	0-0	0-0	0	2	2	3	2	2	2	0	0	12
33	Kingsley, Moses	f	5-15	0-0	3-6	5	9	14	3	13	1	3	4	0	32
03	Hannahs, Dusty	g	4-9	2-6	1-1	0	2	2	1	11	0	2	1	1	27
04	Macon, Daryl	g	7-10	3-5	5-6	0	4	4	2	22	1	1	0	1	33
21	Watkins, Manuele	g	2-5	0-0	0-0	3	3	6	2	4	2	0	0	0	23
00	Barford, Jaylen		1-8	0-2	0-0	2	1	3	2	2	2	1	0	0	17
01	Thompson, Trey		0-0	0-0	0-0	0	1	1	1	0	2	0	0	0	8
02	Bailey, Adrio		0-0	0-0	0-0	0	1	1	0	0	1	0	0	0	3
05	Cook, Arlando		2-5	0-0	4-4	0	2	2	3	8	1	1	1	0	21
31	Beard, Anton		3-5	1-2	3-3	0	0	0	2	10	1	2	0	2	24
Team						1	1	2							
Totals			25-61	6-15	16-20	11	26	37	19	72	12	13	6	4	200

FG % 1st Half: 11-29 37.9% 2nd half: 14-32 43.8% Game: 25-61 41.0% Deadball Rebounds 5.1
3FG % 1st Half: 3-7 42.9% 2nd half: 3-8 37.5% Game: 6-15 40.0%
FT % 1st Half: 10-11 90.9% 2nd half: 6-9 66.7% Game: 16-20 80.0%

Officials: Antonio Petty, Chuck Jones, Roger Ayers
Technical fouls: Florida-None. Arkansas-None.

Attendance: 20355
Estimated Actual Attendance: 16,035

Fouled out: Florida #15, Egbunu (2:53)

Score by periods	1st	2nd	Total
Florida	44	37	81
Arkansas	35	37	72

Points	In Paint	Off T/O	2nd Chance	Fast Break	Bench
UF	34	16	18	10	17
AR	34	19	12	7	20

Last FG - UF 2nd-01:10, AR 2nd-00:10.
Largest lead - UF by 16 2nd-03:12, AR by 3 1st-14:09.
UF led for 34:13. AR led for 02:32. Game was tied for 03:15.

Score tied - 5 times.
Lead changed - 5 times.

GAME 15

Arkansas at Kentucky
Jan. 7, 2017 at 7:30 p.m. at Lexington, Ky. (Rupp Arena)

Arkansas 71 • 12-3, 1-2

#	Player	Total			3-Ptr	Rebounds			PF	TP	A	TO	Blk	Stl	Min
		FG	FGA	FG-FGA		FT	FTA	Off							
05	Cook, Arlando	f	3-5	0-0	0-0	0	1	1	0	6	0	0	0	0	15
33	Kingsley, Moses	f	4-8	1-1	5-5	1	6	7	4	14	2	2	1	1	33
03	Hannahs, Dusty	g	2-12	0-5	2-2	0	1	1	4	6	2	0	0	0	22
04	Macon, Daryl	g	5-12	3-7	2-2	0	0	0	3	15	1	0	0	0	26
21	Watkins, Manuele	g	4-6	0-0	0-0	1	6	7	3	8	1	0	0	0	32
00	Barford, Jaylen		6-9	0-1	2-3	3	1	4	4	14	0	5	0	0	17
01	Thompson, Trey		0-2	0-0	4-4	1	3	4	4	2	0	2	0	0	20
02	Bailey, Adrio		0-0	0-0	0-0	0	0	0	1	0	1	0	0	1	4
12	Hazen, Brachen		0-0	0-0	0-0	0	0	0	0	0	0	0	0	0	1
13	Thomas, Dustin		0-2	0-0	0-0	1	1	2	4	0	1	0	0	0	7
23	Jones, CJ		0-0	0-0	0-0	0	0	0	0	0	0	0	0	0	1
31	Beard, Anton		1-7	0-2	2-5	0	0	0	4	4	1	0	0	0	22
Team						2	1	3			1				
Totals			25-63	4-16	17-21	9	20	29	31	71	11	8	3	3	200

FG % 1st Half: 13-32 40.6% 2nd half: 12-31 38.7% Game: 25-63 39.7% Deadball Rebounds 2.1
3FG % 1st Half: 2-7 28.6% 2nd half: 2-9 22.2% Game: 4-16 25.0%
FT % 1st Half: 10-12 83.3% 2nd half: 7-9 77.8% Game: 17-21 81.0%

Kentucky 97 • 13-2, 3-0

#	Player	f	Total		3-Ptr	Rebounds			PF	TP	A	TO	Blk	Stl	Min
			FG	FGA	FG-FGA	FT	FTA	Off							
03	Adebayo, Edrice	f	3-5	0-0	5-10	4	3	7	2	11	1	1	1	1	33
32	Gabriel, Wenyan	f	1-2	0-1	1-2	1	3	4	3	3	0	2	2	0	12
00	Fox, De'Aaron	g	10-16	0-2	7-7	0	6	6	2	27	6	2	0	1	36
05	Monk, Malik	g	4-10	0-5	4-6	1	0	1	4	12	3	1	0	1	27
13	Briscoe, Isaiah	g	4-11	0-1	7-9	3	5	8	2	15	1	2	0	0	36
01	Killelea-Jones, Sacha		0-0	0-0	2-2	0	2	2	0	2	1	0	0	0	2
10	David, Jonny		0-0	0-0	0-0	0	0	0	0	0	0	0	0	0	0+
11	Mulder, Mychal		2-3	2-3	0-0	0	1	1	2	6	0	0	0	0	9
14	Wynyard, Tai		0-0	0-0	0-0	0	0	0	0	0	0	0	0	0	2
15	Humphries, Isaac		1-1	0-0	2-4	2	2	4	0	4	0	0	0	0	7
20	Calipari, Brad		0-0	0-0	0-0	0	0	0	0	0	0	0	0	0	2
25	Hawkins, Dominique		1-4	0-2	0-0	0	2	2	2	2	1	1	0	0	15
30	Pulliam, Dillon		0-0	0-0	0-0	0	0	0	0	0	0	0	0	0	0+
35	Willis, Derek		6-8	3-5	0-0	2	3	5	3	15	0	0	2	0	19
	Team					2	2	4							
Totals			32-60	5-19	28-40	15	29	44	20	97	13	9	5	3	200

FG % 1st Half: 15-30 50.0% 2nd half: 17-30 56.7% Game: 32-60 53.3% Deadball Rebounds 4.2
3FG % 1st Half: 3-10 30.0% 2nd half: 2-9 22.2% Game: 5-19 26.3%
FT % 1st Half: 8-12 66.7% 2nd half: 20-28 71.4% Game: 28-40 70.0%

Officials: Doug Shows, Terry Wymer, Alfred Smith
Technical fouls: Arkansas-Barford, Jaylen. Kentucky-Fox, De'Aaron.
Attendance: 24322

Score by periods	1st	2nd	Total
Arkansas	38	33	71
Kentucky	41	56	97

Points	In Paint	Off T/O	2nd Chance	Fast Break	Bench
AR	32	11	13	4	22
UK	46	16	21	24	29

Last FG - AR 2nd-01:24, UK 2nd-00:53.
Largest lead - AR by 4 1st-08:04, UK by 26 2nd-00:21.
AR led for 03:21. UK led for 36:20. Game was tied for 00:19.

Score tied - 2 times.
Lead changed - 6 times.

GAME 14

Arkansas at Tennessee
Jan. 3, 2017 at 5:30 p.m. at Knoxville, Tenn. (Thompson-Boling Arena)

Arkansas 82 • 12-2, 1-1 SEC

#	Player		Total	3-Ptr	Rebounds					PF	TP	A	TO	Blk	Stl	Min.
			FG-FGA	FG-FGA	FT-FTA	Off	Def	Tot								
33	Kingsley, Moses	f	3-10	0-0	1-5	0	10	10	1	7	3	1	3	2	31	
5	Cook, Arlando	f	0-2	0-0	1-2	1	2	3	3	1	0	1	0	0	11	
21	Watkins, Manuale	g	4-6	0-0	0-2	1	2	3	1	8	0	1	0	0	21	
3	Hannahs, Dusty	g	5-8	2-4	1-1	0	2	2	3	13	1	0	0	0	27	
4	Macon, Daryl	g	1-6	1-4	12-13	0	2	2	2	15	1	3	0	0	26	
0	Barford, Jaylen		5-8	2-2	2-2	1	3	4	4	14	2	0	0	0	24	
1	Thompson, Trey		1-2	0-1	0-0	0	1	1	3	2	2	1	2	0	9	
13	Thomas, Dustin		2-4	0-0	2-2	0	7	7	5	6	0	1	0	2	26	
31	Beard, Anton		6-8	0-0	4-5	1	2	3	2	16	2	1	0	1	25	
Team						1	0	1								
Totals			27-54	5-11	23-32	5	31	36	24	82	11	9	5	5	200	

FG % 1st Half: 13-28 46.4% 2nd half: 14-26 53.8% Game: 27-54 50.0% Deadball Rebounds 2
3FG % 1st Half: 2-5 40.0% 2nd half: 3-6 50.0% Game: 5-11 45.5%
FT % 1st Half: 9-13 69.2% 2nd half: 14-19 73.7% Game: 23-32 71.9%

Tennessee 78 • 8-6, 1-1 SEC

#	Player		Total FG-FGA	3-Ptr FG-FGT	FT-FTA	Off	Def	Tot	PF	TP	A	TO	Blk	Stl	Min.
11	Alexander, Kyle	f	0-1	0-0	2-2	0	2	2	3	2	0	0	1	0	9
2	Williams, Grant	f	3-5	0-0	9-14	6	5	11	4	15	0	1	2	1	28
1	Turner, Lamonte	g	2-6	1-5	0-2	0	0	0	3	5	2	2	0	0	18
23	Bowden, Jordan	g	0-0	0-0	0-0	0	2	2	0	0	1	1	0	0	5
3	Hubbs III, Robert	g	9-14	0-0	3-4	2	5	7	4	21	2	2	0	2	29
0	Bone, Jordan		3-10	0-2	0-0	0	1	1	3	6	3	1	0	0	20
12	Parker, Kwe		2-7	0-3	0-0	0	0	0	0	4	2	0	0	1	16
15	Mostella, Detrick		5-12	3-7	3-5	0	4	4	3	16	1	0	0	0	23
21	Evans, Lew		0-3	0-1	2-2	0	1	1	1	2	2	0	0	0	17
25	Phillips, Shembari		0-2	0-0	0-0	1	6	7	2	0	2	1	0	0	22
5	Schofield, Admiral		1-4	1-1	4-4	3	3	6	0	7	0	0	0	0	13
	Team					2	0	2							
	Totals		25-64	5-19	23-33	14	29	43	23	78	15	8	3	4	200

GAME 17

Arkansas vs Missouri Jan. 14, 2017 at 5:01 p.m. at Fayetteville, Ark. (Bud Walton Arena)

Missouri 73 • 5-11, 0-4 SEC

#	Player	Total		3-Ptr		Rebounds			PF	TP	A	TO	Blk	Stl	Min
		FG-FGA	FG-FGA	FT-FTA	Off Def Tot	PF	TP	A							
21	Barnett, Jordan	f	6-11	2-5	0-1	2	4	6	5	14	2	2	0	4	25
24	Puryear, Kevin	f	3-8	0-1	5-6	1	3	4	1	11	1	0	1	0	31
25	Woods, Russell	f	2-5	0-0	1-4	2	1	3	4	5	0	0	0	1	24
11	Walton, KJ	g	1-4	1-2	3-6	0	4	4	1	6	2	2	0	0	23
15	Geist, Jordan	g	3-6	0-3	7-11	0	3	3	3	13	0	2	0	0	30
01	Phillips, Terrence	g	3-10	3-8	4-4	0	2	2	3	13	4	2	0	2	31
03	Hughes, Frankie	g	2-7	2-6	0-0	0	2	2	0	6	1	4	0	0	17
14	Nikko, Reed	g	1-5	0-0	0-0	5	1	6	2	2	1	0	0	0	11
32	Wolf, Adam	g	0-0	0-0	0-0	0	0	0	0	0	0	0	0	0	0+
33	Vanleer, Cullen	g	1-1	1-1	0-0	1	0	1	1	3	1	1	0	0	8
Team						3	1	4							
Totals			22-57	9-26	20-32	14	21	35	20	73	12	14	1	7	200

FG % 1st Half: 10-34 29.4% 2nd half: 12-23 52.2% Game: 22-57 38.6%
3FG % 1st Half: 5-15 33.3% 2nd half: 4-11 36.4% Game: 9-26 34.6%
FT % 1st Half: 11-13 84.6% 2nd half: 9-19 47.4% Game: 20-32 62.5%

Arkansas 92 • 13-4, 2-3 SEC

#	Player	Total		3-Ptr		Rebounds			PF	TP	A	TO	Blk	Stl	Min
		FG-FGA	FG-FGA	FT-FTA	Off Def Tot	PF	TP	A							
13	Thomas, Dustin	f	1-3	0-0	1-2	0	2	2	4	3	0	1	0	0	18
33	Kingsley, Moses	f	4-9	0-0	2-3	3	5	8	1	10	3	4	3	0	28
00	Barford, Jaylen	g	6-8	0-2	1-1	0	6	6	4	13	2	0	0	1	20
04	Macon, Daryl	g	6-11	4-8	1-2	1	3	4	3	17	6	2	0	2	27
31	Beard, Anton	g	3-5	1-2	4-4	0	2	2	5	11	3	4	0	1	27
01	Thompson, Trey	g	3-3	0-0	2-2	2	2	4	3	8	0	1	2	0	16
02	Bailey, Adrio	g	0-1	0-0	0-0	1	1	0	0	0	0	0	0	0	4
03	Hannahs, Dusty	g	5-11	2-5	4-4	1	2	3	1	16	3	2	0	0	25
05	Cook, Arlando	g	0-0	0-0	0-0	0	1	1	0	0	0	0	0	0	7
12	Hazen, Brachen	g	0-0	0-0	0-0	0	1	1	0	0	0	0	0	0	1
15	Holmes, Jonathan	g	0-0	0-0	0-0	0	0	0	0	0	0	0	0	0	0+
21	Watkins, Manuale	g	3-6	1-4	1-2	1	1	2	3	8	1	0	0	0	22
23	Jones, CJ	g	2-2	2-2	0-0	0	1	1	1	6	0	0	0	1	5
Team						0	1	1							
Totals			33-59	10-23	16-22	9	27	36	25	92	18	14	5	5	200

FG % 1st Half: 20-36 55.6% 2nd half: 13-23 56.5% Game: 33-59 55.9%
3FG % 1st Half: 6-15 40.0% 2nd half: 4-10 40.0% Game: 10-23 43.5%
FT % 1st Half: 4-6 66.7% 2nd half: 12-16 75.0% Game: 16-22 72.7%

Officials: Joe Lindsay, William Covington, Rob Rorkke
Technical fouls: Missouri-Geist, Jordan. Arkansas-None.

Attendance: 15,424
Estimated Actual Attendance: 11,182
Fouled Out: Missouri #21 J. Barnett at 4:29 2H
Arkansas #31 A. Beard at 1:30 2H

Score by periods	1st	2nd	Total
Missouri	36	37	73
Arkansas	50	42	92

Last FG - MU-M 2nd-02:40, AR 2nd-00:35.
Largest lead - MU-M None, AR by 22 2nd-17:00.
MU-M led for 00:00. AR led for 37:32. Game was tied for 01:48.

Points	In	Off	2nd	Fast	Bench
MU-M	22	14	9	6	24
AR	38	25	15	21	38

Score tied - 0 times.
Lead changed - 0 times.

GAME 19

Arkansas vs LSU Jan. 21, 2017 at 7:30 p.m. at Fayetteville, Ark. (Bud Walton Arena)

LSU 86 • 9-9, 1-6 SEC

#	Player	Total		3-Ptr		Rebounds			PF	TP	A	TO	Blk	Stl	Min
		FG-FGA	FG-FGA	FT-FTA	Off Def Tot	PF	TP	A							
01	REATH, DUOP	f	7-11	0-0	3-10	5	2	7	4	17	0	3	2	1	34
21	Epps, Aaron	f	2-8	0-1	0-2	4	1	5	3	4	0	0	0	0	19
02	BLAKENEY, ANTONIO	g	5-12	2-5	2-3	1	3	4	3	14	1	2	0	1	33
04	MAYS, SKYLAR	g	6-9	1-2	9-11	0	3	3	3	22	6	2	0	2	32
11	Patterson, Jalyn	g	2-7	1-5	0-0	0	5	5	1	5	4	1	1	0	26
00	SAMPSON, BRANDON	g	6-9	3-5	0-2	0	2	2	3	15	1	1	1	0	24
03	ROBINSON III, ELBERT	g	0-0	0-0	0-0	0	0	0	1	0	0	2	0	0	4
05	HAYWARD, KIERAN	g	0-2	0-2	0-0	0	0	0	0	3	0	0	0	0	6
10	Jenkins, Brandon	g	0-0	0-0	0-0	0	0	0	0	0	0	0	0	0	2
44	Sims, Wayde	g	4-4	0-0	1-2	0	1	1	3	9	2	1	0	0	20
Team						1	2	3							
Totals			32-62	7-20	15-30	11	19	30	24	86	14	12	4	4	200

FG % 1st Half: 12-32 37.5% 2nd half: 20-30 66.7% Game: 32-62 51.6%
3FG % 1st Half: 2-12 16.7% 2nd half: 5-8 62.5% Game: 7-20 35.0%
FT % 1st Half: 11-16 68.8% 2nd half: 4-14 28.6% Game: 15-30 50.0%

Arkansas 99 • 15-4, 4-3 SEC

#	Player	Total		3-Ptr		Rebounds			PF	TP	A	TO	Blk	Stl	Min
		FG-FGA	FG-FGA	FT-FTA	Off Def Tot	PF	TP	A							
05	Cook, Arlando	f	2-3	0-0	4-7	2	4	6	5	8	2	2	0	0	19
33	Kingsley, Moses	f	10-18	1-1	3-7	3	4	7	2	24	2	3	1	1	29
00	Barford, Jaylen	g	5-12	0-2	4-7	0	4	4	1	14	3	1	0	0	35
04	Macon, Daryl	g	4-9	3-7	4-4	3	4	7	3	15	1	2	0	1	31
31	Beard, Anton	g	5-7	2-2	4-4	0	2	2	4	16	7	0	0	0	34
01	Thompson, Trey	g	3-3	0-0	0-0	1	4	5	3	6	3	0	0	1	16
02	Bailey, Adrio	g	0-0	0-0	0-0	1	3	4	2	0	1	0	0	0	8
03	Hannahs, Dusty	g	3-7	2-3	6-6	2	1	3	1	14	0	4	0	0	17
13	Thomas, Dustin	g	1-2	0-0	0-0	2	2	4	4	2	0	1	0	0	6
21	Watkins, Manuale	g	0-0	0-0	0-0	0	0	0	0	0	1	0	0	0	2
23	Jones, CJ	g	0-1	0-1	0-0	0	0	0	1	0	0	0	0	0	3
Team						1	1	2							
Totals			33-62	8-16	25-35	15	29	44	26	99	20	13	1	3	200

FG % 1st Half: 15-27 55.6% 2nd half: 18-35 51.4% Game: 33-62 53.2%
3FG % 1st Half: 6-12 50.0% 2nd half: 2-4 50.0% Game: 8-16 50.0%
FT % 1st Half: 11-11 100.0 2nd half: 14-24 58.3% Game: 25-35 71.4%

Officials: Anthony Jordan, Brian Shey, Garrick Shannon
Technical fouls: LSU-None. Arkansas-None.

Attendance: 16,333
Estimated Actual Attendance: 16,099
Fouled out: Arkansas #5, Cook (2:30 2H)

Score by periods	1st	2nd	Total
LSU	37	49	86
Arkansas	47	52	99

Last FG - LSU 2nd-03:34, AR 2nd-00:34.
Largest lead - LSU None, AR by 17 2nd-05:35.
LSU led for 00:00. AR led for 38:59. Game was tied for 01:01.

Points	In	Off	2nd	Fast	Bench
LSU	38	19	10	10	24
AR	38	11	14	10	22

Score tied - 0 times.
Lead changed - 0 times.

GAME 18

Arkansas at Texas A&M Jan. 17, 2017 at 6 p.m. at College Station, Texas (Reed Arena)

Arkansas 62 • 14-4; 3-3 SEC

#	Player	Total		3-Ptr		Rebounds			PF	TP	A	TO	Blk	Stl	Min
		FG-FGA	FG-FGA	FT-FTA	Off Def Tot	PF	TP	A							
00	Barford, Jaylen	*	2-9	0-2	0	3	3	3	4	2	1	0	0	0	23
04	Macon, Daryl	*	3-10	1-5	9-12	0	4	4	0	16	1	3	1	1	26
13	Thomas, Dustin	*	2-4	0-0	0-0	0	2	2	3	4	2	1	0	0	19
31	Beard, Anton	*	1-3	0-1	0-0	1	0	1	1	2	0	2	0	1	21
33	Kingsley, Moses	*	4-10	1-1	3-4	3	1	4	3	12	0	3	2	0	28
01	Thompson, Trey	*	0-0	0-0	0-0	1	2	3	2	0	2	0	2	0	12
03	Hannahs, Dusty	*	3-7	2-4	1-2	0	1	1	1	9	1	1	0	1	27
05	Cook, Arlando	*	3-4	0-0	0-1	2	5	7	4	6	2	0	1	2	21
21	Watkins, Manuale	*	3-5	3-3	0-0	1	5	6	2	9	2	2	0	0	23
Team						3	2	5							
Totals			21-52	7-16	13-21	11	25	36	19	62	12	13	6	8	200

FG % 1st Half: 12-28 42.9% 2nd half: 9-24 37.5% Game: 21-52 40.4%
3FG % 1st Half: 3-7 42.9% 2nd half: 4-9 44.4% Game: 7-16 43.8%
FT % 1st Half: 3-4 75.0% 2nd half: 10-17 58.8% Game: 13-21 61.9%

Texas A&M 60 • 9-8; 1-5 SEC

#	Player	Total		3-Ptr		Rebounds			PF	TP	A	TO	Blk	Stl	Min
		FG-FGA	FG-FGA	FT-FTA	Off	Def	Tot								
01	DJ Hogg	* 2-12	1-6	5-6	2	3	5	0	10	3	0	0	0	38	
03	Admon Gilder	* 5-9	4-6	2-2	0	0	0	3	16	3	0	0	2	39	
12	Chris Collins	* 0-2	0-2	0-0	0	2	2	5	0	3	1	0	2	18	
34	Tyler Davis	* 4-5	0-0	6-6	1	6	7	3	14	3	2	0	0	28	
44	Robert Williams	* 4-9	0-1	1-2	3	7	10	3	9	1	3	2	1	28	
05	JC Hampton	2-7	1-4	1-1	0	2	2	1	6	1	0	0	2	21	
10	Tonny Trocha-Morelos	2-5	0-1	1-2	1	3	4	3	5	0	3	2	1	22	
23	Caleb Smith	0-1	0-0	0-0	0	0	0	0	0	0	0	0	0	3	
42	Tavario Miller	0-0	0-0	0-0	0	0	0	1	0	0	0	0	0	3	
	Team				0	2	2								
Totals		19-50	6-20	16-19	7	25	32	19	60	14	12	4	8	200	

GAME 21

Arkansas at Oklahoma State Jan. 28, 2017 at 3:05 p.m. at Stillwater, Okla. (Gallagher-Iba Arena)

Arkansas 71 • 16-5, 5-3 SEC

#	Player	Total		3-Ptr		Rebounds			PF	TP	A TO Blk Stl				Min
		FG-FGA	FG-FGA	FT-FTA	Off Def Tot	PF	TP	A TO Blk Stl							
05	Cook, Arlando	f	0-2	0-0	0-0	1	0	1	1	0	2	0	0	7	
33	Kingsley, Moses	f	3-11	0-1	4-5	2	2	4	2	10	0	0	4	0	27
00	Barford, Jaylen	g	8-13	2-3	3-4	1	2	3	3	21	2	2	0	0	28
04	Macon, Daryl	g	0-8	0-6	0-0	0	1	1	3	0	1	0	0	0	25
31	Beard, Anton	g	3-7	2-3	3-4	0	2	2	3	11	1	2	0	1	28
01	Thompson, Trey	g	0-0	0-0	0-0	0	0	0	3	0	1	0	0	0	13
02	Bailey, Adrio	g	1-1	0-0	0-0	0	4	4	1	2	1	0	0	0	12
03	Hannahs, Dusty	g	4-10	0-3	5-6	1	2	3	3	13	0	3	0	0	24
13	Thomas, Dustin	g	3-3	0-0	3-3	3	2	5	2	9	1	2	0	2	17
21	Watkins, Manuale	g	2-3	1-2	0-1	0	0	0	4	5	0	0	0	1	17
23	Jones, CJ	g	0-0	0-0	0-0	0	0	0	0	0	1	0	0	0	2
Team					3	3	6	1							
Totals			24-58	5-18	18-23	11	18	29	26	71	7	12	4	4	200

FG % 1st Half: 12-30 40.0% 2nd half: 12-28 42.9% Game: 24-58 41.4% Deadball Rebounds 1
3FG % 1st Half: 3-10 30.0% 2nd half: 2-8 25.0% Game: 5-18 27.8%
FT % 1st Half: 6-7 85.7% 2nd half: 12-16 75.0% Game: 18-23 78.3%

Oklahoma State 99 • 13-8, 2-6 Big 12

#	Player	Total		3-Ptr		Rebounds			PF	TP	A TO Blk Stl				Min
		FG-FGA	FG-FGA	FT-FTA	Off Def Tot	PF	TP	A TO Blk Stl							
23	Hammonds, Leyton	f	4-5	2-2	0-0	1	4	5	3	10	1	0	0	1	22
30	Carroll, Jeffrey	f	6-15	0-3	8-10	2	5	7	4	20	3	0	0	1	27
41	Solomon, Mitchell	c	0-3	0-0	2-2	5	2	7	3	2	0	2	1	0	14
01	Evans, Jawun	g	4-8	1-2	7-8	2	5	7	1	16	8	1	0	1	29
13	Forté, Phil	g	6-12	4-9	2-2	0	0	0	0	18	6	1	0	1	32
00	Averette, Brandon	g	3-6	0-1	2-2	0	2	2	0	8	0	1	0	0	17
04	Dziagwa, Thomas	g	0-1	0-1	0-0	0	1	1	0	0	0	0	0	0	3
12	McGriff, Cameron	g	1-2	0-0	2-2	2	0	2	1	4	3	1	0	0	15
14	N'Guessan, Lucas	g	3-4	0-0	0-2	1	1	2	4	6	1	0	0	0	13
21	Waters, Lindy	g	2-3	1-1	0-0	1	2	3	3	5	1	0	0	0	11
24	Dillard, Davon	g	4-7	1-1	1-1	2	1	3	1	10	1	1	0	0	13
32	Underwood, Tyler	g	0-0	0-0	0-0	0	1	1	0	0	0	0	0	1	1
33	Reeves, Trey	g	0-0	0-0	0-0	0	0	0	0	0	0	0	0	0	1
34	Lienhard, Will	g	0-0	0-0	0-0	0	0	0	0	0	0	0	0	0	2
Team					1	3	4								
Totals			33-66	9-20	24-29	17	27	44	20	99	24	7	1	5	200

FG % 1st Half: 19-35 54.3% 2nd half: 14-31 45.2% Game: 33-66 50.0% Deadball Rebounds 3
3FG % 1st Half: 5-10 50.0% 2nd half: 4-10 40.0% Game: 9-20 45.0%
FT % 1st Half: 16-19 84.2% 2nd half: 8-10 80.0% Game: 24-29 82.8%

Officials: John Higgins, Chris Rastatter, Marques Pettigrew
Technical fouls: Arkansas-TEAM. Oklahoma State-None.
Attendance: 13611

Score by periods	1st	2nd	Total
Arkansas	33	38	71
Oklahoma State	59	40	99

Last FG - AR 2nd-04:53, OSU 2nd-00:24.
Largest lead - AR None, OSU by 30 2nd-17:39.
AR led for 00:00. OSU led for 39:43. Game was tied for 00:17.

Score tied - 0 times.
Lead changed - 0 times.

GAME 23

Arkansas at Missouri Feb. 4, 2017 at 5 p.m. at Columbia, Mo. (Mizzou Arena)

Arkansas 78 • 17-6, 6-4

#	Player	Total		3-Ptr		Rebounds			PF	TP	A TO Blk Stl				Min
		FG-FGA	FG-FGA	FT-FTA	Off Def Tot	PF	TP	A TO Blk Stl							
00	Barford, Jaylen	*	8-16	0-3	7-8	1	1	2	2	23	0	5	0	2	29
04	Macon, Daryl	*	4-9	3-6	4-5	0	3	3	5	15	3	4	0	1	29
13	Thomas, Dustin	*	1-1	0-0	1-1	1	5	6	2	3	0	2	0	0	14
31	Beard, Anton	*	2-2	1-1	0-1	0	0	0	5	5	2	1	0	0	26
33	Kingsley, Moses	*	1-3	0-0	2-3	1	1	2	3	4	1	1	1	0	23
01	Thompson, Trey	g	1-2	0-0	0-0	2	2	4	1	2	1	2	0	2	18
02	Bailey, Adrio	g	0-0	0-0	0-0	0	1	1	1	0	0	0	0	0	4
03	Hannahs, Dusty	g	3-8	2-5	4-4	0	0	0	1	12	2	2	0	0	25
05	Cook, Arlando	g	2-5	0-0	1-4	4	1	5	1	5	0	0	0	0	10
21	Watkins, Manuale	g	4-5	1-1	0-1	1	5	6	3	9	2	0	0	1	22
Team					2	2	4								
Totals			26-51	7-16	19-27	12	21	33	24	78	11	17	1	6	200

FG % 1st Half: 11-22 50.0% 2nd half: 15-29 51.7% Game: 26-51 51.0% Deadball Rebounds 1,1
3FG % 1st Half: 3-6 50.0% 2nd half: 4-10 40.0% Game: 7-16 43.8%
FT % 1st Half: 9-14 64.3% 2nd half: 10-13 76.9% Game: 19-27 70.4%

Missouri 83 • 6-16, 1-9

#	Player	Total		3-Ptr		Rebounds			PF	TP	A TO Blk Stl				Min
		FG-FGA	FG-FGA	FT-FTA	Off Def Tot	PF	TP	A TO Blk Stl							
01	Phillips, Terrence	*	1-5	0-2	5-6	0	2	2	4	7	6	2	0	2	24
11	Walton, KJ	*	6-9	1-3	3-5	0	3	3	3	16	0	1	0	2	25
24	Puryear, Kevin	*	7-13	1-2	0-0	3	5	8	0	15	0	1	0	0	36
25	Woods, Russell	*	1-1	0-0	6-6	0	3	3	8	1	2	0	1	0	30
33	Vanleer, Cullen	*	5-9	2-6	0-0	0	0	0	4	12	0	2	1	1	32
03	Hughes, Frankie	g	0-0	0-0	0-0	0	1	1	2	0	0	1	0	0	5
14	Nikko, Reed	g	1-2	0-0	0-1	0	1	1	2	2	1	0	0	0	9
15	Geist, Jordan	g	1-5	0-3	4-5	0	1	1	2	6	5	1	0	1	18
21	Barnett, Jordan	g	5-9	2-5	5-6	1	3	4	3	17	0	0	0	1	21
Team					2	1	3								
Totals			27-53	6-21	23-29	6	20	26	23	83	13	10	1	8	200

FG % 1st Half: 16-26 61.5% 2nd half: 11-27 40.7% Game: 27-53 50.9% Deadball Rebounds 4
3FG % 1st Half: 4-10 40.0% 2nd half: 2-11 18.2% Game: 6-21 28.6%
FT % 1st Half: 11-14 78.6% 2nd half: 12-15 80.0% Game: 23-29 79.3%

Officials: Pat Adams, Glenn Tuit, Rusty Phillips
Technical fouls: Arkansas-Kingsley, Moses. Missouri-None.
Attendance: 11434
Estimate Actual: 8,211
#RallyForRhyann

Score by periods	1st	2nd	Total
Arkansas	34	44	78
Missouri	47	36	83

Last FG - AR 2nd-00:15, MU-M 2nd-02:16.
Largest lead - AR by 3 1st-19:56, MU-M by 15 1st-05:58.
AR led for 02:04. MU-M led for 36:52. Game was tied for 01:04.

Score tied - 2 times.
Lead changed - 2 times.

GAME 22

Arkansas vs Alabama Feb. 1, 2017 at 6 p.m. at Fayetteville, Ark. (Bud Walton Arena)

Alabama 68 • 13-8, 6-3 SEC

#	Player	Total		3-Ptr		Rebounds			PF	TP	A TO Blk Stl				Min
		FG-FGA	FG-FGA	FT-FTA	Off Def Tot	PF	TP	A TO Blk Stl							
01	Norris, Riley	f	3-5	2-4	0-0	1	2	3	2	8	0	2	0	2	24
21	Olaniyan, Bola	f	2-3	0-0	1-1	3	6	9	3	5	0	3	0	0	20
25	Key, Braxton	f	2-8	2-4	6-8	1	3	4	4	12	2	4	0	2	31
35	Hall, Donta	f	3-6	0-0	0-1	3	3	6	3	6	2	0	0	0	27
12	Ingram, Dazon	g	5-7	1-1	3-4	0	3	3	3	14	1	3	0	0	23
02	Schaffer, Lawson	g	0-1	0-1	2-2	0	1	1	0	2	2	0	0	0	3
03	Collins, Corban	g	1-4	0-3	0-1	1	2	3	3	2	4	3	0	0	23
05	Johnson Jr, Avery	g	1-8	1-2	0-0	0	1	1	2	3	1	1	0	0	19
10	Taylor, Jimmie	g	2-4	0-0	2-2	0	0	0	2	6	1	0	0	0	14
22	Davis, Armond	g	2-7	0-3	6-6	0	3	3	0	10	0	1	2	0	16
Team					2	1	3								
Totals			21-53	6-18	20-25	11	25	36	22	68	13	18	2	4	200

FG % 1st Half: 10-25 40.0% 2nd half: 11-28 39.3% Game: 21-53 39.6% Deadball Rebounds 2
3FG % 1st Half: 3-8 37.5% 2nd half: 3-10 30.0% Game: 6-18 33.3%
FT % 1st Half: 4-5 80.0% 2nd half: 16-20 80.0% Game: 20-25 80.0%

Arkansas 87 • 17-5, 6-3 SEC

#	Player		Total		3-Ptr		Rebounds			PF	TP	A				Min
			FG-FGA	FG-FGA	FT-FTA	Off	Def	Tot	To			Blk	Stl			
05	Cook, Arlando	f	1-1	0-0	0-0	1	0	1	3	2	0	2	0	0	11	
33	Kingsley, Moses	f	2-4	0-0	11-12	1	5	6	3	15	1	2	2	2	27	
00	Barford, Jaylen	g	6-12	0-3	1-3	2	3	5	0	13	4	1	0	1	27	
04	Macon, Daryl	g	4-8	3-4	1-1	0	1	1	2	12	4	1	0	0	27	
01	Beard, Anton	g	2-8	1-4	0-0	1	3	4	1	5	2	3	0	1	27	
01	Thompson, Trey		0-0	0-0	0-0	1	1	2	2	0	3	0	1	1	11	
02	Bailey, Adrio		3-3	0-0	1-3	1	2	3	3	7	0	0	1	1	11	
03	Hannahs, Dusty		7-9	5-6	0-0	0	0	0	3	19	1	2	0	0	17	
12	Hazen, Brachen		0-1	0-0	0-0	0	0	0	0	0	0	0	0	0	3	
13	Thomas, Dustin		1-4	0-0	0-2	2	3	5	5	2	1	0	0	2	13	
15	Holmes, Jonathan		0-1	0-1	0-0	0	0	0	1	0	0	0	0	0	1	
21	Watkins, Manuale		2-5	2-4	4-8	1	3	4	0	10	2	0	0	0	3	
23	Jones, CJ		1-3	0-1	0-0	0	0	0	0	2	0	0	0	0	21	
	Team					1	0	1								
Totals			29-59	11-23	18-29	11	21	32	23	87	18	11	4	11	200	

GAME 25

Arkansas at LSU
Feb. 11, 2017 at 7:30 p.m. at Baton Rouge, La. (Maravich Center)

Arkansas 78 • 18-7 (7-5 SEC)

#	Player	Total		3-Ptr		Rebounds			PF	TP	A	TO	Blk	Stl	Min
		FG-FGA	FG-FGA	FT-FTA	Off Def Tot	PF	TP	A TO Blk Stl							
02	Bailey, Adrio	f	1-2	0-0	0-2	0 0 0	0 2	0 0 1 0	9						
33	Kingsley, Moses	f	2-4	0-0	5-6	0 5 5	2 9	2 2 5 0	29						
00	Barford, Jaylen	g	2-9	1-6	3-4	0 6 6	3 8	4 1 0 1	30						
03	Hannahs, Dusty	g	6-14	5-10	0-0	0 2 2	2 17	0 2 0 1	24						
31	Beard, Anton	g	2-3	1-1	6-6	0 1 1	2 11	4 3 0 2	24						
01	Thompson, Trey		0-0	0-0	0-0	0 0 0	3 0	1 0 0 1	11						
04	Macon, Daryl		5-11	2-7	5-7	0 0 0	0 17	0 2 0 0	28						
05	Cook, Arlando		0-2	0-0	0-0	0 2 2	1 0	0 0 1 0	5						
13	Thomas, Dustin		4-6	0-1	1-2	2 7 9	3 9	1 1 0 3	26						
21	Watkins, Manuale		2-2	1-1	0-0	0 3 3	3 5	2 1 0 2	14						
	Team				1 1 2										
Totals			24-53	10-26	20-27	3 27 30	19 78	14 12 7 10	200						

FG % 1st Half: 10-27 37.0% 2nd half: 14-26 53.8% Game: 24-53 45.3% Deadball Rebounds 1,1
3FG % 1st Half: 3-9 33.3% 2nd half: 7-17 41.2% Game: 10-26 38.5%
FT % 1st Half: 8-11 72.7% 2nd half: 12-16 75.0% Game: 20-27 74.1%

LSU 70 • 9-15 (1-11 SEC)

#	Player	Total		3-Ptr		Rebounds			PF	TP	A	TO	Blk	Stl	Min
		FG-FGA	FG-FGA	FT-FTA	Off Def Tot	PF	TP	A TO Blk Stl							
01	REATH, Duop	f	7-16	0-0	0-0	6 9 15	4 14	0 1 1 0	34						
44	Sims,Wayde	f	2-8	0-1	4-4	3 2 5	1 8	0 1 1 2	26						
00	SAMPSON, Brandon	g	4-13	1-4	3-5	2 3 5	3 12	2 4 0 0	27						
02	BLAKENEY, Antonio	g	8-16	1-4	4-6	1 11 12	1 21	1 6 0 1	32						
04	MAYS, Skylar	g	1-2	0-0	2-3	1 3 4	2 4	5 2 0 2	20						
05	HAYWARD, Kieran		0-1	0-1	0-0	0 1 1	1 0	1 1 0 0	6						
10	Jenkins,Brandon		0-2	0-1	1-2	1 0 1	2 1	0 0 0 0	8						
11	Patterson,Jalyn		2-4	2-4	0-0	0 1 1	3 6	2 1 0 0	26						
20	Bridgewater,Brian		0-1	0-0	0-0	0 0 0	0 0	1 0 0 1	4						
21	Epps,Aaron		2-4	0-0	0-1	2 1 3	1 4	0 0 0 0	17						
	Team				2 1 3										
Totals			26-67	4-15	14-21	18 32 50	18 70	12 16 1 6	200						

FG % 1st Half: 14-34 41.2% 2nd half: 12-33 36.4% Game: 26-67 38.8% Deadball Rebounds 2
3FG % 1st Half: 1-7 14.3% 2nd half: 3-8 37.5% Game: 4-15 26.7%
FT % 1st Half: 11-15 73.3% 2nd half: 3-6 50.0% Game: 14-21 66.7%

Officials: Pat Adams, Brian Shey, Bart Lenox
Technical fouls: Arkansas-None. LSU-None.
Attendance: 7132

Score by periods	1st	2nd	Total
Arkansas	31	47	78
LSU	40	30	70

Last FG - AR 2nd-03:45, LSU 2nd-01:46.
Largest lead - AR by 12 2nd-03:35, LSU by 14 1st-04:13.
AR led for 15:47, LSU led for 20:25. Game was tied for 03:47.
Score tied - 4 times.
Lead changed - 4 times.

GAME 27

Arkansas vs Ole Miss
Feb. 18, 2017 at 5 p.m. at Fayetteville, Ark. (Bud Walton Arena)

Ole Miss 80 • 16-11, 7-7 SEC

#	Player	Total		3-Ptr		Rebounds			PF	TP	A	TO	Blk	Stl	Min
		FG-FGA	FG-FGA	FT-FTA	Off Def Tot	PF	TP	A TO Blk Stl							
05	Hymon,Marcanvis	f	2-4	0-0	0-0	3 4 7	5 4	0 1 2 2	32						
11	Saiz,Sebastian	f	2-13	0-3	4-6	2 3 5	3 8	0 1 0 1	24						
8	Burnett,Deandre	g	8-11	5-6	6-8	0 2 2	2 27	4 1 2 0	30						
03	Davis, Terence	g	9-19	2-6	4-6	1 3 4	2 24	2 0 0 2	34						
04	Tyree,Brelin	g	1-6	1-4	2-2	0 3 3	2 5	0 3 0 0	16						
00	Fitzpatrick-Dorsey,D		0-1	0-0	0-0	0 0 0	0 0	0 0 0 0	1						
02	Neal,Cullen		1-4	0-2	2-2	1 1 2	3 4	4 1 0 1	19						
14	Brooks,Rasheed		1-7	0-5	0-0	1 3 4	0 2	0 1 0 0	21						
50	Furmanavicius,Justas		2-5	0-1	2-3	4 3 7	4 6	2 1 0 0	23						
	Team				4 2 6										
Totals			26-70	8-27	20-27	16 24 40	21 80	12 9 4 6	200						

FG % 1st Half: 15-34 44.1% 2nd half: 11-36 30.6% Game: 26-70 37.1% Deadball Rebounds 3,2
3FG % 1st Half: 3-11 27.3% 2nd half: 5-16 31.3% Game: 8-27 29.6%
FT % 1st Half: 4-6 66.7% 2nd half: 16-21 76.2% Game: 20-27 74.1%

Arkansas 98 • 20-7, 9-5 SEC

#	Player	Total		3-Ptr		Rebounds			PF	TP	A	TO	Blk	Stl	Min
		FG-FGA	FG-FGA	FT-FTA	Off Def Tot	PF	TP	A TO Blk Stl							
13	Thomas, Dustin	f	0-4	0-1	3-4	1 3 4	4 3	1 0 0 0	18						
33	Kingsley, Moses	f	3-4	0-0	8-8	4 9 13	3 14	3 1 4 1	28						
00	Barford, Jaylen	g	4-10	2-4	5-5	0 2 2	3 15	1 3 0 0	23						
03	Hannahs, Dusty	g	3-11	1-6	2-2	0 2 2	1 9	0 1 0 0	23						
21	Watkins, Manuale	g	3-6	0-1	0-0	2 2 4	2 6	5 1 0 0	26						
01	Thompson, Trey		4-4	0-0	0-0	1 7 8	1 8	3 2 3 3	23						
02	Bailey, Adrio		1-3	0-0	0-1	1 0 1	1 2	0 0 0 0	3						
04	Macon, Daryl		10-13	6-9	4-5	0 1 1	2 30	2 2 0 1	24						
05	Cook, Arlando		0-1	0-0	0-0	0 3 3	1 0	0 0 0 0	7						
12	Hazen, Brachen		0-1	0-1	0-0	0 1 1	0 0	1 0 0 0	2						
15	Holmes, Jonathan		0-1	0-1	0-0	0 0 0	0 0	0 0 0 0	1						
23	Jones, CJ		0-0	0-0	0-0	0 0 0	0 0	0 0 0 0	2						
31	Beard, Anton		3-8	3-6	2-2	1 1 2	1 11	4 0 0 1	20						
	Team				1 0 1										
Totals			31-66	12-29	24-27	11 31 42	19 98	20 10 7 6	200						

FG % 1st Half: 15-36 41.7% 2nd half: 16-30 53.3% Game: 31-66 47.0% Deadball Rebounds 1,1
3FG % 1st Half: 6-16 37.5% 2nd half: 6-13 46.2% Game: 12-29 41.4%
FT % 1st Half: 10-11 90.9% 2nd half: 14-16 87.5% Game: 24-27 88.9%

Officials: Doug Shows, Patrick Evans, Tim Gattis
Technical fouls: Ole Miss-None. Arkansas-None.
Attendance: 17356
Estimated Actual Attendance: 15214
Fouled Out: Ole Miss, #05, Hymon (1:55 2H)

Score by periods	1st	2nd	Total
Ole Miss	37	43	80
Arkansas	46	52	98

Last FG - OM 2nd-00:38, AR 2nd-01:22.
Largest lead - OM by 3 1st-15:59, AR by 24 2nd-11:17.
OM led for 01:38, AR led for 36:00. Game was tied for 02:22.
Score tied - 4 times.
Lead changed - 4 times.

GAME 26

Arkansas at South Carolina
Feb. 15, 2017 at 5:30 p.m. at Columbia, S.C. (Colonial Life Arena)

Arkansas 83 • 19-7, 8-5 SEC

#	Player	Total		3-Ptr		Rebounds			PF	TP	A	TO	Blk	Stl	Min
		FG-FGA	FG-FGA	FT-FTA	Off Def Tot	PF	TP	A TO Blk Stl							
02	Bailey, Adrio	f	0-1	0-0	0-0	0 0 0	0 0	0 0 0 1	6						
33	Kingsley, Moses	f	5-9	0-0	6-7	2 5 7	1 16	1 0 4 0	29						
00	Barford, Jaylen	g	9-17	2-4	3-3	2 3 5	4 23	1 6 0 0	32						
03	Hannahs, Dusty	g	8-14	4-7	0-0	0 2 2	2 20	1 2 0 0	34						
21	Watkins, Manuale	g	3-4	0-0	0-0	2 2 4	3 6	3 1 1 0	27						
01	Thompson, Trey		1-1	0-0	1-2	1 2 3	1 3	1 0 2 1	18						
04	Macon, Daryl		3-6	1-2	6-6	0 1 1	1 13	1 0 0 2	21						
05	Cook, Arlando		0-0	0-0	0-0	0 0 0	2 0	0 0 0 0	2						
13	Thomas, Dustin		1-4	0-1	0-0	1 3 4	5 2	2 2 1 1	26						
31	Beard, Anton		0-0	0-0	0-0	1 0 1	0 0	1 0 0 0	5						
	Team				1 4 5										
Totals			30-56	7-14	16-18	10 22 32	19 83	12 13 6 6	200						

FG % 1st Half: 15-27 55.6% 2nd half: 15-29 51.7% Game: 30-56 53.6% Deadball Rebounds 1,1
3FG % 1st Half: 5-7 71.4% 2nd half: 2-7 28.6% Game: 7-14 50.0%
FT % 1st Half: 4-4 100.0 2nd half: 12-14 85.7% Game: 16-18 88.9%

South Carolina 76 • 20-6, 10-3 SEC

#	Player		Total		3-Ptr	Rebounds			PF	TP	A	TO	Blk	Stl	Min
			FG-FGA	FG-FGA	FT-FTA	Off	Def	Tot							
21	KOTSAR, Maik	f	1-2	0-0	0-0	3	3	6	3	2	2	1	2	0	32
30	SILVA, Chris	f	6-9	0-0	4-6	3	5	8	5	16	0	2	0	0	18
00	THORNWELL, Sindarius	g	10-19	2-4	5-5	4	0	4	0	27	3	1	2	1	35
10	NOTICE, Duane	g	5-10	1-5	3-4	1	2	3	2	14	2	1	0	1	35
15	DOZIER, PJ	g	4-12	1-5	0-0	0	3	3	4	9	6	4	0	0	24
02	GRAVETT, Hassani		0-3	0-2	0-0	0	1	1	1	0	2	0	0	0	14
04	FELDER, Rakym		1-4	1-3	2-2	0	1	1	2	5	0	2	0	1	14
05	BLANTON, TeMarcus		0-1	0-0	0-0	0	0	0	0	0	0	0	0	0	6
12	GUEYE, Khadim		0-1	0-0	0-0	1	0	1	1	0	0	0	0	0	7
20	MCKIE, Justin		1-4	1-3	0-0	0	0	0	0	3	0	0	0	0	13
24	KEITA, Sedee		0-0	0-0	0-0	0	0	0	0	0	0	1	0	0	2
	Team					2	0	2							

GAME 29

Arkansas at Auburn
Feb. 25, 2017 at 7:30 p.m. at Auburn, Ala. (Auburn Arena)

Arkansas 79 • 22-7, 11-5

#	Player	Total		3-Ptr	Rebounds			PF	TP	A	TO	Blk	Stl	Min
		FG-FGA	FG-FGA		Off	Def	Tot							
13	Thomas, Dustin	f	2-4	0-0	0-0	2	1	3	4	4	1	1	0	13
33	Kingsley, Moses	f	2-6	0-0	4-4	2	4	6	4	8	1	2	2	0
00	Barford, Jaylen	g	7-17	0-5	6-9	0	4	4	2	20	1	1	0	32
03	Hannahs, Dusty	g	7-14	3-7	1-1	1	1	2	1	18	2	1	0	26
21	Watkins, Manuale	g	1-2	0-0	0-0	1	4	5	4	2	0	0	0	1
01	Thompson, Trey	g	3-4	0-0	0-0	1	10	11	2	6	3	1	1	29
02	Bailey, Adrio	g	0-0	0-0	0-0	0	0	0	1	0	0	0	0	3
04	Macon, Daryl	g	4-5	2-3	3-4	0	1	1	1	13	2	4	0	1
05	Cook, Arlando	g	3-3	0-0	2-2	0	4	4	3	8	1	1	1	0
23	Jones, CJ	g	0-0	0-0	0-0	0	0	0	0	0	0	0	0	1
31	Beard, Anton	g	0-3	0-2	0-0	1	1	2	1	0	2	1	0	0
Team					1	2	3							
Totals			29-58	5-17	16-20	9	32	41	23	79	13	12	4	6

FG % 1st Half: 16-33 48.5% 2nd half: 13-25 52.0% Game: 29-58 50.0% Deadball Rebounds 3,1
3FG % 1st Half: 3-11 27.3% 2nd half: 2-6 33.3% Game: 5-17 29.4%
FT % 1st Half: 5-8 62.5% 2nd half: 11-12 91.7% Game: 16-20 80.0%

Auburn 68 • 17-12, 6-10

#	Player	Total		3-Ptr	Rebounds			PF	TP	A	TO	Blk	Stl	Min
		FG-FGA	FG-FGA		Off	Def	Tot							
03	Purifoy, Danjel	f	3-10	2-7	0-0	1	4	5	3	8	1	0	1	0
50	Wiley, Austin	c	0-3	0-0	3-7	3	1	4	0	3	0	2	1	0
01	Harper, Jared	g	6-13	3-6	2-3	0	2	2	2	17	3	0	0	1
02	Brown, Bryce	g	2-5	2-3	0-0	0	2	2	3	6	2	1	0	1
05	Heron, Mustapha	g	5-10	2-3	4-6	1	5	6	3	16	1	3	0	0
04	Dunans, T.J.	g	1-6	0-2	1-3	0	0	0	1	3	1	1	0	0
23	Lang, TJ	g	1-1	1-1	0-0	0	0	0	2	3	1	0	0	0
24	McLemore, Anfernee	g	3-6	0-0	2-4	4	4	8	1	8	0	0	1	0
35	Johnson, Ronnie	g	2-8	0-2	0-0	0	2	2	0	4	2	0	0	1
Team					2	2	4							
Totals			23-62	10-24	12-23	11	22	33	16	68	11	7	3	3

FG % 1st Half: 11-28 39.3% 2nd half: 12-34 35.3% Game: 23-62 37.1% Deadball Rebounds 5
3FG % 1st Half: 5-11 45.5% 2nd half: 5-13 38.5% Game: 10-24 41.7%
FT % 1st Half: 4-8 50.0% 2nd half: 8-15 53.3% Game: 12-23 52.2%

Officials: Michael Roberts, Chuck Jones, Brian Shey
Technical fouls: Arkansas-None. Auburn-TEAM.
Attendance: 8098

Score by periods	1st	2nd	Total
Arkansas	40	39	79
Auburn	31	37	68

Last FG - AR 2nd-04:34, AU 2nd-00:12.
Largest lead - AR by 15 2nd-01:17, AU by 5 1st-17:01.
AR led for 31:58. AU led for 06:28. Game was tied for 01:34.

Score tied - 2 times.
Lead changed - 6 times.

GAME 31

Arkansas vs Georgia
March 4, 2017 at 1 p.m. at Fayetteville, Ark. (Bud Walton Arena)

Georgia 67 • 18-13, 9-9 SEC

#	Player	Total		3-Ptr	Rebounds			PF	TP	A	TO	Blk	Stl	Min
		FG-FGA	FG-FGA		Off	Def	Tot							
13	Wilridge,E'Torrior	f	1-5	0-2	2-2	0	1	1	3	4	1	0	0	1
34	Ogbeide,Derek	f	4-7	0-0	4-5	5	2	7	2	12	0	2	0	0
00	Jackson II,William	g	2-7	1-3	0-0	1	0	1	2	5	1	1	0	0
03	Parker,Juwan	g	2-10	0-0	2-2	4	3	7	1	6	2	0	0	0
30	Frazier,JJ	g	5-15	1-4	13-13	0	4	4	4	24	0	1	0	0
02	Harris,Jordan	g	0-1	0-1	0-0	0	0	0	0	0	0	2	0	0
04	Crump,Tyree	g	2-10	1-6	2-2	0	3	3	1	7	2	2	0	0
05	Diatla,Pape	g	0-2	0-1	0-0	0	3	3	2	0	1	0	0	0
24	Kessler,Houston	g	0-0	0-0	0-0	0	1	1	0	0	0	0	0	1
25	Geno,Kenny Paul	g	0-1	0-1	0-0	0	0	0	0	0	1	0	0	1
32	Edwards,Mike	g	3-3	0-0	3-4	4	1	5	2	9	0	1	0	0
Team					0	1	1							
Totals			19-61	3-18	26-28	14	19	33	17	67	8	10	0	3

FG % 1st Half: 11-29 37.9% 2nd half: 8-32 25.0% Game: 19-61 31.1% Deadball Rebounds 0,1
3FG % 1st Half: 1-8 12.5% 2nd half: 2-10 20.0% Game: 3-18 16.7%
FT % 1st Half: 14-15 93.3% 2nd half: 12-13 92.3% Game: 26-28 92.9%

Arkansas 85 • 23-8, 12-6 SEC

#	Player	Total		3-Ptr	Rebounds			PF	TP	A	TO	Blk	Stl	Min
		FG-FGA	FG-FGA		Off	Def	Tot							
13	Thomas, Dustin	f	3-3	0-0	0-0	0	1	1	3	6	1	0	1	0
33	Kingsley, Moses	f	6-11	0-1	3-4	3	6	9	1	15	2	1	2	0
00	Barford, Jaylen	g	6-9	1-3	2-2	0	3	3	2	15	3	2	1	0
03	Hannahs, Dusty	g	4-9	3-8	4-4	0	1	1	3	15	2	1	0	0
21	Watkins, Manuale	g	6-8	0-0	0-1	2	3	5	3	12	2	2	0	1
01	Thompson, Trey	g	2-2	0-0	1-1	3	5	8	4	5	2	0	2	1
02	Bailey, Adrio	g	1-1	0-0	0-0	0	0	0	0	2	0	0	0	0
04	Macon, Daryl	g	1-8	0-4	1-1	0	1	1	0	3	2	1	0	0
05	Cook, Arlando	g	1-1	0-0	2-2	0	3	3	4	4	0	3	1	0
12	Hazen, Brachen	g	0-0	0-0	0-0	0	1	1	0	0	0	0	0	0
15	Holmes, Jonathan	g	1-1	0-0	0-0	0	0	0	0	2	0	0	0	0
23	Jones, CJ	g	0-1	0-1	0-0	0	0	0	0	0	0	0	0	0
31	Beard, Anton	g	3-7	0-2	0-1	1	3	4	2	6	1	0	0	2
Team					0	2	2							
Totals			34-61	4-19	13-16	9	29	38	22	85	15	10	7	6

FG % 1st Half: 14-28 50.0% 2nd half: 20-33 60.6% Game: 34-61 55.7% Deadball Rebounds 1,1
3FG % 1st Half: 2-9 22.2% 2nd half: 2-10 20.0% Game: 4-19 21.1%
FT % 1st Half: 8-10 80.0% 2nd half: 5-6 83.3% Game: 13-16 81.3%

Officials: Joe Lindsay, Patrick Evans, Sean Casey
Technical fouls: Georgia-None. Arkansas-None.
Attendance: 18247
Estimated Actual Attendance: 16,055

Score by periods	1st	2nd	Total
Georgia	37	30	67
Arkansas	38	47	85

Last FG - UGA 2nd-00:17, AR 2nd-00:22.
Largest lead - UGA by 7 1st-08:53, AR by 21 2nd-02:50.
UGA led for 08:00. AR led for 26:59. Game was tied for 05:01.

Score tied - 6 times.
Lead changed - 6 times.

GAME 30

Arkansas at No. 12 Florida
March 1, 2017 at 6 p.m. at Gainesville, Fla. (Exactech Arena)

Arkansas 65 • 22-8, 11-6 SEC

#	Player	Total		3-Ptr	Rebounds			PF	TP	A	TO	Blk	Stl	Min
		FG-FGA	FG-FGA		Off	Def	Tot							
13	Thomas, Dustin	f	1-3	0-0	1-2	0	2	2	2	3	1	3	1	0
33	Kingsley, Moses	f	6-12	0-0	5-8	5	4	9	4	17	0	1	0	0
00	Barford, Jaylen	g	6-18	1-5	5-5	2	4	6	3	18	3	3	0	4
03	Hannahs, Dusty	g	3-9	3-6	4-4	1	0	1	2	13	0	1	0	0
21	Watkins, Manuale	g	1-4	0-2	0-0	1	4	5	2	2	1	0	0	1
01	Thompson, Trey	g	1-3	0-0	0-2	0	0	0	3	2	0	0	0	0
04	Macon, Daryl	g	2-4	2-2	2-2	1	4	5	0	8	2	1	0	1
05	Cook, Arlando	g	1-2	0-0	0-0	0	1	1	0	2	0	0	0	0
31	Beard, Anton	g	0-4	0-1	0-0	0	0	0	1	0	0	0	0	1
Team					1	3	4							
Totals			21-59	6-16	17-23	11	22	33	17	65	7	9	1	7

FG % 1st Half: 10-29 34.5% 2nd half: 11-30 36.7% Game: 21-59 35.6% Deadball Rebounds 2
3FG % 1st Half: 4-9 44.4% 2nd half: 2-7 28.6% Game: 6-16 37.5%
FT % 1st Half: 4-7 57.1% 2nd half: 13-16 81.3% Game: 17-23 73.9%

Florida 78 • 24-6, 14-3 SEC

#	Player	Total		3-Ptr	Rebounds			PF	TP	A	TO	Blk	Stl	Min
		FG-FGA	FG-FGA		Off	Def	Tot							
23	Leon,Justin	f	1-5	0-2	0-0	0	1	1	1	2	1	2	0	0
32	Rimmer,Schuyler	c	1-1	0-0	0-0	1	0	1	2	2	1	0	0	0
00	Hill,Kasey	g	3-9	1-2	5-6	0	3	3	0	12	4	3	0	0
05	Allen,KeVaughn	g	5-6	2-3	0-0	0	3	3	2	12	2	1	0	1
24	Barry,Canyon	g	5-11	3-8	1-2	1	3	4	1	14	3	1	1	0
01	Robinson,Devin	g	3-6	2-4	0-0	1	6	7	3	8	0	2	1	0
11	Chiozza,Chris	g	4-8	1-3	3-4	1	4	5	1	12	1	3	0	0
12	Gak,Gorjok	g	1-1	0-0	0-2	0	2	2	1	2	0	1	1	0
13	Hayes,Kavarrius	g	3-6	0-0	0-0	3	5	8	4	6	0	0	3	1
25	Stone,Keith	g	3-4	1-1	1-1	1	2	3	1	8	0	0	0	0
Team					1	2	3							
Totals			29-57	10-23	10-15	9	31	40	16	78	12	13	6	2

FG % 1st Half: 17-30 56.7% 2

RECORD:	OVERALL	HOME	AWAY	NEUTRAL
ALL GAMES	4-1	3-0	1-1	0-0
CONFERENCE	4-1	3-0	1-1	0-0
NON-CONFERENCE	0-0	0-0	0-0	0-0

##	Player	gp-gs	min	avg	Total		3-Point		F-Throw		Rebounds				pf	dq	a	to	blk	stl	pts	avg
					fg-fga	fg%	3fg-fga	3fg%	ft-fa	ft%	off	def	tot	avg								
00	Barford, Jaylen	5-5	139	27.8	29-65	.446	4-20	.200	22-25	.880	2	15	17	3.4	10	0	8	10	1	8	84	16.8
04	Macon, Daryl	5-0	110	22.0	20-37	.541	11-22	.500	15-18	.833	1	7	8	1.6	4	0	12	9	0	4	66	13.2
03	Hannahs, Dusty	5-5	128	25.6	21-48	.438	11-29	.379	13-14	.929	3	6	9	1.8	8	0	5	5	0	3	66	13.2
33	Kingsley, Moses	5-5	127	25.4	20-47	.426	0-1	.000	24-28	.857	18	29	47	9.4	16	0	7	7	10	1	64	12.8
21	Watkins, Manuale	5-5	134	26.8	16-28	.571	1-5	.200	2-3	.667	8	14	22	4.4	11	0	10	3	0	5	35	7.0
01	Thompson, Trey	5-0	105	21.0	11-16	.688	0-0	.000	4-7	.571	7	23	30	6.0	12	0	14	4	6	6	26	5.2
13	Thomas, Dustin	5-5	88	17.6	10-20	.500	0-1	.000	5-8	.625	6	9	15	3.0	15	0	4	4	2	2	25	5.0
31	Beard, Anton	5-0	83	16.6	8-28	.286	4-15	.267	2-3	.667	4	7	11	2.2	6	0	9	1	0	5	22	4.4
05	Cook, Arlando	5-0	60	12.0	7-9	.778	0-0	.000	4-4	1.000	0	11	11	2.2	9	0	1	5	2	0	18	3.6
02	Bailey, Adrio	4-0	15	3.8	2-5	.400	0-0	.000	1-3	.333	1	0	1	0.3	3	0	0	0	0	2	5	1.3
15	Holmes, Jonathan	2-0	2	1.0	1-2	.500	0-1	.000	0-0	.000	0	0	0	0.0	0	0	0	0	0	0	2	1.0
23	Jones, CJ	4-0	5	1.3	0-1	.000	0-1	.000	0-0	.000	0	0	0	0.0	0	0	0	0	0	0	0	0.0
12	Hazen, Brachen	2-0	4	2.0	0-1	.000	0-1	.000	0-0	.000	0	2	2	1.0	0	0	1	0	0	0	0	0.0
Team											6	8	14					1				
Total.....		5	1000		145-307	.472	31-96	.323	92-113	.814	56	131	187	37.4	94	0	71	49	21	36	413	82.6
Opponents.....		5	1000		128-311	.412	37-113	.327	77-104	.740	64	117	181	36.2	88	-	59	56	18	18	370	74.0

TEAM STATISTICS	AR	OPP	Date	Opponent	Score	Att.
SCORING	413	370	* 02/18/17	OLE MISS	w 98-80	17356
Points per game	82.6	74.0	* 02/22/17	TEXAS A&M	w 86-77	14117
Scoring margin	+8.6	-	* 02/25/17	at Auburn	w 79-68	8098
FIELD GOALS-ATT	145-307	128-311	* 3/1/17	at Florida	L 65-78	10978
Field goal pct	.472	.412	* 03/04/17	GEORGIA	w 85-67	18247
3 POINT FG-ATT	31-96	37-113	* - Conference game			
3-point FG pct	.323	.327				
3-pt FG made per game	6.2	7.4				
FREE THROWS-ATT	92-113	77-104				
Free throw pct	.814	.740				
F-Throws made per game	18.4	15.4				
REBOUNDS	187	181				
Rebounds per game	37.4	36.2				
Rebounding margin	+1.2	-				
ASSISTS	71	59				
Assists per game	14.2	11.8				
TURNOVERS	49	56				
Turnovers per game	9.8	11.2				
Turnover margin	+1.4	-				
Assist/turnover ratio	1.4	1.1				
STEALS	36	18				
Steals per game	7.2	3.6				
BLOCKS	21	18				
Blocks per game	4.2	3.6				
ATTENDANCE	49720	19076				
Home games-Avg/Game	3-16573	2-9538				
Neutral site-Avg/Game	-	0-0				

Score by Periods	1st	2nd	Totals
Arkansas	188	225	413
Opponents	179	191	370

RECORD:	OVERALL	HOME	AWAY	NEUTRAL
ALL GAMES	2-0	0-0	0-0	2-0
CONFERENCE	0-0	0-0	0-0	0-0
NON-CONFERENCE	2-0	0-0	0-0	2-0

#	Player	gp-gs	min	avg	Total		3-Point		F-Throw		Rebounds				pf	dq	a	to	blk	stl	pts	avg
					fg-fga	fg%	3fg-fga	3fg%	ft-fga	ft%	off	def	tot	avg								
04	Macon, Daryl	2-2	52	26.0	10-21	.476	3-10	.300	17-17	1.000	1	4	5	2.5	2	0	4	2	0	3	40	20.0
33	Kingsley, Moses	2-2	55	27.5	7-17	.412	0-0	.000	10-12	.833	4	13	17	8.5	2	0	2	3	8	0	24	12.0
31	Beard, Anton	2-0	41	20.5	6-15	.400	2-5	.400	8-10	.800	4	4	8	4.0	4	0	3	2	0	0	22	11.0
00	Barford, Jaylen	2-1	43	21.5	7-19	.368	1-6	.167	7-8	.875	0	6	6	3.0	6	0	4	2	1	2	22	11.0
03	Hannahs, Dusty	2-1	47	23.5	7-18	.389	4-11	.364	3-5	.600	1	3	4	2.0	5	0	2	5	0	2	21	10.5
23	Jones, CJ	1-0	14	14.0	3-5	.600	1-2	.500	0-2	.000	0	1	1	1.0	1	0	0	0	0	0	7	7.0
05	Cook, Arlando	2-0	32	16.0	3-4	.750	0-0	.000	4-4	1.000	0	8	8	4.0	7	0	1	1	4	1	10	5.0
21	Watkins, Manuale	2-2	36	18.0	4-5	.800	0-0	.000	0-1	.000	1	5	6	3.0	4	0	1	2	0	3	8	4.0
02	Bailey, Adrio	1-0	11	11.0	1-2	.500	0-0	.000	2-4	.500	0	2	2	2.0	2	0	0	1	1	2	4	4.0
13	Thomas, Dustin	2-2	38	19.0	1-6	.167	0-0	.000	4-6	.667	4	6	10	5.0	5	0	1	0	1	1	6	3.0
01	Thompson, Trey	2-0	22	11.0	1-4	.250	0-0	.000	1-2	.500	3	6	9	4.5	3	0	3	2	2	1	3	1.5
15	Holmes, Jonathan	1-0	2	2.0	0-0	.000	0-0	.000	0-0	.000	0	0	0	0.0	0	0	0	0	0	0	0	0.0
12	Hazen, Brachen	1-0	7	7.0	0-2	.000	0-1	.000	0-0	.000	0	5	5	5.0	1	0	1	0	0	0	0	0.0
Team											5	4	9									
Total.....		2	400		50-118	.424	11-35	.314	56-71	.789	23	67	90	45.0	42	0	22	20	17	15	167	83.5
Opponents.....		2	400		48-137	.350	8-40	.200	26-45	.578	33	53	86	43.0	49	-	27	23	10	11	130	65.0

TEAM STATISTICS	AR	OPP	Date	Opponent	Score	Att.
SCORING	167	130	12/17/16	vs Texas	w 77-74	8777
Points per game	83.5	65.0	12/22/16	vs Sam Houston State	w 90-56	12153
Scoring margin	+18.5	-	* - Conference game			
FIELD GOALS-ATT	50-118	48-137				
Field goal pct	.424	.350				
3 POINT FG-ATT	11-35	8-40				
3-point FG pct	.314	.200				
3-pt FG made per game	5.5	4.0				
FREE THROWS-ATT	56-71	26-45				
Free throw pct	.789	.578				
F-Throws made per game	28.0	13.0				
REBOUNDS	90	86				
Rebounds per game	45.0	43.0				
Rebounding margin	+2.0	-				
ASSISTS	22	27				
Assists per game	11.0	13.5				
TURNOVERS	20	23				
Turnovers per game	10.0	11.5				
Turnover margin	+1.5	-				
Assist/turnover ratio	1.1	1.2				
STEALS	15	11				
Steals per game	7.5	5.5				
BLOCKS	17	10				
Blocks per game	8.5	5.0				
ATTENDANCE	0	20930				
Home games-Avg/Game	0-0	0-0				
Neutral site-Avg/Game	-	2-10465				

Score by Periods	1st	2nd	Totals
Arkansas	71	96	167
Opponents	64	66	130

RECORD:	OVERALL	HOME	AWAY	NEUTRAL
ALL GAMES	23-8	15-3	6-5	2-0
CONFERENCE	12-6	6-3	6-3	0-0
NON-CONFERENCE	11-2	9-0	0-2	2-0

#	Player	gp-gs	min	avg	Total		3-Point		F-Throw		Rebounds				pf	dq	a	to	blk	stl	pts	avg
					fg-fga	fg%	3fg-fga	3fg%	ft-fa	ft%	off	def	tot	avg								
03	Hannahs, Dusty	31-18	762	24.6	149-332	.449	66-168	.393	89-100	.890	19	37	56	1.8	54	0	38	47	2	15	453	14.6
04	Macon, Daryl	31-21	781	25.2	118-265	.445	58-149	.389	113-129	.876	15	63	78	2.5	56	1	70	57	2	33	407	13.1
00	Barford, Jaylen	31-25	772	24.9	146-322	.453	23-89	.258	71-96	.740	28	85	113	3.6	71	0	64	60	5	33	386	12.5
33	Kingsley, Moses	31-31	855	27.6	123-269	.457	6-13	.462	121-159	.761	72	169	241	7.8	85	2	45	60	80	20	373	12.0
31	Beard, Anton	31-11	666	21.5	79-192	.411	30-81	.370	55-73	.753	28	39	67	2.2	63	2	63	33	0	30	243	7.8
21	Watkins, Manuale	31-18	681	22.0	80-142	.563	10-22	.455	17-29	.586	33	86	119	3.8	57	0	58	17	1	38	187	6.0
13	Thomas, Dustin	31-22	551	17.8	61-127	.480	1-5	.200	43-63	.683	40	83	123	4.0	94	4	33	28	7	19	166	5.4
05	Cook, Arlando	31-7	364	11.7	38-81	.469	0-0	.000	24-35	.686	25	48	73	2.4	54	1	12	23	12	10	100	3.2
23	Jones, CJ	19-0	123	6.5	17-36	.472	12-24	.500	5-7	.714	0	11	11	0.6	11	0	6	4	5	1	51	2.7
01	Thompson, Trey	31-0	423	13.6	32-50	.640	0-1	.000	18-28	.643	29	73	102	3.3	70	0	48	17	25	20	82	2.6
02	Bailey, Adrio	25-2	174	7.0	20-34	.588	0-0	.000	6-19	.316	13	22	35	1.4	25	0	7	10	7	11	46	1.8
15	Holmes, Jonathan	6-0	7	1.2	1-5	.200	0-4	.000	0-0	.000	0	1	1	0.2	1	0	0	0	0	0	2	0.3
12	Hazen, Brachen	13-0	41	3.2	1-6	.167	0-2	.000	1-4	.250	2	10	12	0.9	5	0	2	4	0	0	3	0.2
Team											53	45	98		1			3				
Total.....		31	6200		865-1861	.465	206-558	.369	563-742	.759	357	772	1129	36.4	647	10	446	363	146	230	2499	80.6
Opponents.....		31	6200		779-1841	.423	230-683	.337	512-736	.696	385	719	1104	35.6	602	-	398	402	96	151	2300	74.2

TEAM STATISTICS			AR	OPP	Date	Opponent	Score	Att.
SCORING			2499	2300	11/11/16	FORT WAYNE	w 92-83	13787
Points per game			80.6	74.2	11/14/16	SOUTHERN ILLINOIS	w 90-65	13308
Scoring margin			+6.4	-	11/18/16	UT ARLINGTON	w 71-67	13587
FIELD GOALS-ATT			865-1861	779-1841	11/22/16	at Minnesota	L 71-85	8997
Field goal pct			.465	.423	11/28/16	MOUNT ST. MARY'S	w 89-76	13321
3 POINT FG-ATT			206-558	230-683	12/01/16	STEPHEN F. AUSTIN	w 78-62	13358
3-point FG pct			.369	.337	12/03/16	AUSTIN PEAY	w 99-62	19483
3-pt FG made per game			6.6	7.4	12/06/16	HOUSTON	w 84-72	13455
FREE THROWS-ATT			563-742	512-736	12/10/16	NORTH FLORIDA	w 91-76	13700
Free throw pct			.759	.696	12/17/16	vs Texas	w 77-74	8777
F-Throws made per game			18.2	16.5	12/20/16	NORTH DAKOTA STATE	w 71-55	16006
REBOUNDS			1129	1104	12/22/16	vs Sam Houston State	w 90-56	12153
Rebounds per game			36.4	35.6	* 12/29/16	FLORIDA	L 72-81	20355
Rebounding margin			+0.8	-	* 01/03/17	at Tennessee	w 82-78	13002
ASSISTS			446	398	* 01/07/17	at Kentucky	L 71-97	24322
Assists per game			14.4	12.8	* 01/10/17	MISSISSIPPI STATE	L 78-84	15111
TURNOVERS			363	402	* 01/14/17	MISSOURI	w 92-73	15424
Turnovers per game			11.7	13.0	* 01/17/17	at Texas A&M	w 62-60	9474
Turnover margin			+1.3	-	* 01/21/17	LSU	w 99-86	16333
Assist/turnover ratio			1.2	1.0	* 01/24/17	at Vanderbilt	w 71-70	9408
STEALS			230	151	01/28/17	at Oklahoma State	L 71-99	13611
Steals per game			7.4	4.9	* 02/01/17	ALABAMA	w 87-68	14004
BLOCKS			146	96	* 02/04/17	at Missouri	L 78-83	11434
Blocks per game			4.7	3.1	* 02/07/17	VANDERBILT	L 59-72	13494
ATTENDANCE			274446	150387	* 02/11/17	at LSU	w 78-70	7132
Home games-Avg/Game			18-15247	11-11769	* 2/15/17	at South Carolina	w 83-76	13001
Neutral site-Avg/Game			-	2-10465	* 02/18/17	OLE MISS	w 98-80	17356
					* 02/22/17	TEXAS A&M	w 86-77	14117
					* 02/25/17	at Auburn	w 79-68	8098
					* 3/1/17	at Florida	L 65-78	10978
					* 03/04/17	GEORGIA	w 85-67	18247
Score by Periods			1st	2nd	Totals			
Arkansas			1139	1360	2499			
Opponents			1137	1163	2300			









* - Conference game

RECORD:	OVERALL	HOME	AWAY	NEUTRAL
ALL GAMES	12-6	6-3	6-3	0-0
CONFERENCE	12-6	6-3	6-3	0-0
NON-CONFERENCE	0-0	0-0	0-0	0-0

#	Player	gp-gs	min	avg	Total		3-Point		F-Throw		Rebounds				pf	dq	a	to	blk	stl	pts	avg
					fg-fga	fg%	3fg-fga	3fg%	ft-fa	ft%	off	def	tot	avg								
03	Hannahs, Dusty	18-11	459	25.5	88-192	.458	43-103	.417	42-47	.894	11	22	33	1.8	34	0	21	26	1	8	261	14.5
04	Macon, Daryl	18-10	467	25.9	69-153	.451	38-90	.422	72-84	.857	6	33	39	2.2	30	1	34	32	1	13	248	13.8
00	Barford, Jaylen	18-15	470	26.1	91-201	.453	13-56	.232	47-61	.770	18	53	71	3.9	43	0	36	35	1	18	242	13.4
33	Kingsley, Moses	18-18	509	28.3	74-163	.454	5-9	.556	75-101	.743	43	95	138	7.7	50	1	26	35	41	13	228	12.7
31	Beard, Anton	18-8	395	21.9	41-101	.406	15-42	.357	27-37	.730	10	20	30	1.7	38	2	33	19	0	18	124	6.9
21	Watkins, Manuale	18-10	405	22.5	48-83	.578	9-20	.450	7-16	.438	21	48	69	3.8	36	0	31	10	1	17	112	6.2
13	Thomas, Dustin	18-10	302	16.8	29-62	.468	0-3	.000	14-25	.560	19	49	68	3.8	57	3	13	16	4	12	72	4.0
05	Cook, Arlando	18-6	208	11.6	22-44	.500	0-0	.000	15-24	.625	14	33	47	2.6	35	1	7	12	5	3	59	3.3
01	Thompson, Trey	18-0	270	15.0	20-30	.667	0-1	.000	11-17	.647	17	44	61	3.4	40	0	36	9	15	14	51	2.8
02	Bailey, Adrio	14-2	80	5.7	8-16	.500	0-0	.000	2-8	.250	6	9	15	1.1	12	0	2	1	4	6	18	1.3
23	Jones, CJ	9-0	23	2.6	3-8	.375	2-6	.333	0-0	.000	0	1	1	0.1	2	0	0	0	0	1	8	0.9
15	Holmes, Jonathan	4-0	3	0.8	1-3	.333	0-2	.000	0-0	.000	0	0	0	0.0	1	0	0	0	0	0	2	0.5
12	Hazen, Brachen	5-0	9	1.8	0-2	.000	0-1	.000	0-0	.000	0	3	3	0.6	0	0	1	0	0	0	0	0.0
Team											21	25	46					2				
Total.....		18	3600		494-1058	.467	125-333	.375	312-420	.743	186	435	621	34.5	378	8	240	197	73	123	1425	79.2
Opponents.....		18	3600		459-1057	.434	133-394	.338	317-447	.709	222	431	653	36.3	337	-	230	223	57	84	1368	76.0

TEAM STATISTICS	AR	OPP	Date	Opponent	Score	Att.
SCORING	1425	1368	* 12/29/16	FLORIDA	L 72-81	20355
Points per game	79.2	76.0	* 01/03/17	at Tennessee	W 82-78	13002
Scoring margin	+3.2	-	* 01/07/17	at Kentucky	L 71-97	24322
FIELD GOALS-ATT	494-1058	459-1057	* 01/10/17	MISSISSIPPI STATE	L 78-84	15111
Field goal pct	.467	.434	* 01/14/17	MISSOURI	W 92-73	15424
3 POINT FG-ATT	125-333	133-394	* 01/17/17	at Texas A&M	W 62-60	9474
3-point FG pct	.375	.338	* 01/21/17	LSU	W 99-86	16333
3-pt FG made per game	6.9	7.4	* 01/24/17	at Vanderbilt	W 71-70	9408
FREE THROWS-ATT	312-420	317-447	* 02/01/17	ALABAMA	W 87-68	14004
Free throw pct	.743	.709	* 02/04/17	at Missouri	L 78-83	11434
F-Throws made per game	17.3	17.6	* 02/07/17	VANDERBILT	L 59-72	13494
REBOUNDS	621	653	* 02/11/17	at LSU	W 78-70	7132
Rebounds per game	34.5	36.3	* 2/15/17	at South Carolina	W 83-76	13001
Rebounding margin	-1.8	-	* 02/18/17	OLE MISS	W 98-80	17356
ASSISTS	240	230	* 02/22/17	TEXAS A&M	W 86-77	14117
Assists per game	13.3	12.8	* 02/25/17	at Auburn	W 79-68	8098
TURNOVERS	197	223	* 3/1/17	at Florida	L 65-78	10978
Turnovers per game	10.9	12.4	* 03/04/17	GEORGIA	W 85-67	18247
Turnover margin	+1.4	-	* - Conference game			
Assist/turnover ratio	1.2	1.0				
STEALS	123	84				
Steals per game	6.8	4.7				
BLOCKS	73	57				
Blocks per game	4.1	3.2				
ATTENDANCE	144441	106849				
Home games-Avg/Game	9-16049	9-11872				
Neutral site-Avg/Game	-	0-0				

Score by Periods	1st	2nd	Totals
Arkansas	646	779	1425
Opponents	663	705	1368

0		JAYLEN BARFORD ■ JR ■ G ■ 6-3 ■ 202 Jackson, Tenn. ■ Motlow State CC	<table><tr><th>YEAR</th><th>GP/GS</th><th>PPG</th><th>APG</th><th>RPG</th><th>SPG</th><th>FG%</th><th>FT%</th></tr><tr><td>2016-17</td><td>31/25</td><td>12.5</td><td>2.1</td><td>3.6</td><td>1.1</td><td>.453</td><td>.740</td></tr><tr><td>Career</td><td>31/25</td><td>12.5</td><td>2.1</td><td>3.6</td><td>1.1</td><td>.453</td><td>.740</td></tr></table>	YEAR	GP/GS	PPG	APG	RPG	SPG	FG%	FT%	2016-17	31/25	12.5	2.1	3.6	1.1	.453	.740	Career	31/25	12.5	2.1	3.6	1.1	.453	.740	PLAYER NOTABLES: <ul style="list-style-type: none">Tied his career high with 23 points at South Carolina, including 17 in the first half.All four 20-point games this season came on the road.Scored 10+ points in 23 of 31 games this season.	CAREER HIGHS <p>PTS: 23 - (2x) last at S. Carolina (2/15/17) AST: 6 - vs. Vanderbilt (2/7/17) REB: 6 - (5x) last at #12 Florida (3/1/17) STL: 4 - at #12 Florida (3/1/17)</p>
YEAR	GP/GS	PPG	APG	RPG	SPG	FG%	FT%																						
2016-17	31/25	12.5	2.1	3.6	1.1	.453	.740																						
Career	31/25	12.5	2.1	3.6	1.1	.453	.740																						
1		TREY THOMPSON ■ JR ■ F ■ 6-9 ■ 265 Madison, Ark. ■ Forrest City HS	<table><tr><th>YEAR</th><th>GP/GS</th><th>PPG</th><th>RPG</th><th>BPG</th><th>APG</th><th>FG%</th><th>FT%</th></tr><tr><td>2016-17</td><td>31/0</td><td>2.6</td><td>3.3</td><td>0.8</td><td>1.5</td><td>.640</td><td>.643</td></tr><tr><td>Career</td><td>74/1</td><td>2.4</td><td>3.1</td><td>0.7</td><td>1.1</td><td>.603</td><td>.597</td></tr></table>	YEAR	GP/GS	PPG	RPG	BPG	APG	FG%	FT%	2016-17	31/0	2.6	3.3	0.8	1.5	.640	.643	Career	74/1	2.4	3.1	0.7	1.1	.603	.597	PLAYER NOTABLES: <ul style="list-style-type: none">Tied with Barford for team lead with 36 asts during SEC play.Had 8 pts, 8 boards, 3 blocks and 3 steals against Ole Miss.Had a career-high 11 rebounds on Feb. 25 at AuburnHad a career-high six assists against TAMU on Feb. 22.	CAREER HIGHS <p>PTS: 13 - LSU (2/23/16) REB: 11 - at Auburn (2/25/17) BLK: 4 - Texas Tech (1/30/16) AST: 6 - Texas A&M (2/22/17)</p>
YEAR	GP/GS	PPG	RPG	BPG	APG	FG%	FT%																						
2016-17	31/0	2.6	3.3	0.8	1.5	.640	.643																						
Career	74/1	2.4	3.1	0.7	1.1	.603	.597																						
2		ADRIO BAILEY ■ FR ■ F ■ 6-6 ■ 204 Campti, La. ■ Lakeview HS	<table><tr><th>YEAR</th><th>GP/GS</th><th>PPG</th><th>RPG</th><th>BPG</th><th>APG</th><th>FG%</th><th>FT%</th></tr><tr><td>2016-17</td><td>25/2</td><td>1.8</td><td>1.4</td><td>0.3</td><td>0.3</td><td>.588</td><td>.316</td></tr><tr><td>Career</td><td>25/2</td><td>1.8</td><td>1.4</td><td>0.3</td><td>0.3</td><td>.588</td><td>.316</td></tr></table>	YEAR	GP/GS	PPG	RPG	BPG	APG	FG%	FT%	2016-17	25/2	1.8	1.4	0.3	0.3	.588	.316	Career	25/2	1.8	1.4	0.3	0.3	.588	.316	PLAYER NOTABLES: <ul style="list-style-type: none">Recorded his first career start on Feb. 11 at LSU.Scored a career-high 14 points, 7 rebounds, 2 assists and 2 blocks against Austin Peay.Tied his career high with 2 steals against TAMU (Feb. 22).	CAREER HIGHS <p>PTS: 14 - Austin Peay (12/3/16) REB: 7 - Austin Peay (12/3/16) BLK: 2 - (2x) last vs. Vanderbilt (2/7/17) AST: 2 - Austin Peay (12/3/16)</p>
YEAR	GP/GS	PPG	RPG	BPG	APG	FG%	FT%																						
2016-17	25/2	1.8	1.4	0.3	0.3	.588	.316																						
Career	25/2	1.8	1.4	0.3	0.3	.588	.316																						
3		DUSTY HANNAHS ■ SR ■ G ■ 6-3 ■ 210 Little Rock, Ark. ■ Texas Tech University	<table><tr><th>YEAR</th><th>GP/GS</th><th>PPG</th><th>APG</th><th>SPG</th><th>FG%</th><th>3FG%</th><th>FT%</th></tr><tr><td>2016-17</td><td>31/18</td><td>14.6</td><td>1.2</td><td>0.5</td><td>.449</td><td>.393</td><td>.890</td></tr><tr><td>Career</td><td>126/64</td><td>11.5</td><td>0.9</td><td>0.5</td><td>.430</td><td>.397</td><td>.881</td></tr></table>	YEAR	GP/GS	PPG	APG	SPG	FG%	3FG%	FT%	2016-17	31/18	14.6	1.2	0.5	.449	.393	.890	Career	126/64	11.5	0.9	0.5	.430	.397	.881	PLAYER NOTABLES: <ul style="list-style-type: none">2nd in the SEC in free throw percentage (.890).18 points from 1,000 in his 2-year career at Arkansas.Became the 3rd Razorback to score 30+ points in an SEC Tournament game, posting 33 pts against Florida last year.	CAREER HIGHS <p>PTS: 33 - Florida (3/10/16) AST: 6 - at West Virginia (1/22/14) STL: 3 - (2x) last vs. Miss. St. (1/9/16) 3FGM: 8 - Miss. St. (1/9/16)</p>
YEAR	GP/GS	PPG	APG	SPG	FG%	3FG%	FT%																						
2016-17	31/18	14.6	1.2	0.5	.449	.393	.890																						
Career	126/64	11.5	0.9	0.5	.430	.397	.881																						
4		DARYL MACON ■ JR ■ G ■ 6-3 ■ 185 Little Rock, Ark. ■ Holmes CC	<table><tr><th>YEAR</th><th>GP/GS</th><th>PPG</th><th>APG</th><th>SPG</th><th>FG%</th><th>3FG%</th><th>FT%</th></tr><tr><td>2016-17</td><td>31/21</td><td>13.1</td><td>2.3</td><td>1.1</td><td>.445</td><td>.389</td><td>.876</td></tr><tr><td>Career</td><td>31/21</td><td>13.1</td><td>2.3</td><td>1.1</td><td>.445</td><td>.389</td><td>.876</td></tr></table>	YEAR	GP/GS	PPG	APG	SPG	FG%	3FG%	FT%	2016-17	31/21	13.1	2.3	1.1	.445	.389	.876	Career	31/21	13.1	2.3	1.1	.445	.389	.876	PLAYER NOTABLES: <ul style="list-style-type: none">4th in the SEC in free throw percentage (.876).Is 25-of-28 from free throw line in final minute of games.4th Razorback in SEC era to score 30 points off bench.Named SEC Player of the Week on Feb. 20.	CAREER HIGHS <p>PTS: 30 - Ole Miss (2/18/17) AST: 6 - Missouri (1/14/17) STL: 4 - Fort Wayne (11/11/16) 3FGM: 6 - Ole Miss (2/18/17)</p>
YEAR	GP/GS	PPG	APG	SPG	FG%	3FG%	FT%																						
2016-17	31/21	13.1	2.3	1.1	.445	.389	.876																						
Career	31/21	13.1	2.3	1.1	.445	.389	.876																						
5		ARLANDO COOK ■ JR ■ F ■ 6-8 ■ 215 St. Louis, Mo. ■ Connors State College	<table><tr><th>YEAR</th><th>GP/GS</th><th>PPG</th><th>RPG</th><th>BPG</th><th>APG</th><th>FG%</th><th>FT%</th></tr><tr><td>2016-17</td><td>31/7</td><td>3.2</td><td>2.4</td><td>0.4</td><td>0.4</td><td>.469</td><td>.686</td></tr><tr><td>Career</td><td>31/7</td><td>3.2</td><td>2.4</td><td>0.4</td><td>0.4</td><td>.469</td><td>.686</td></tr></table>	YEAR	GP/GS	PPG	RPG	BPG	APG	FG%	FT%	2016-17	31/7	3.2	2.4	0.4	0.4	.469	.686	Career	31/7	3.2	2.4	0.4	0.4	.469	.686	PLAYER NOTABLES: <ul style="list-style-type: none">Scored 8 points in the first half at Auburn on Feb. 25.Had a career high four offensive rebounds at Missouri on Feb. 4.Pulled down at least one rebound in 27 of 31 games.	CAREER HIGHS <p>PTS: 9 - Southern Illinois (11/14/16) REB: 7 - at Texas A&M (1/17/17) BLK: 3 - (5x) last vs. Sam Houston State (12/20/16) AST: 2 - (3x) last vs. LSU (1/21/17)</p>
YEAR	GP/GS	PPG	RPG	BPG	APG	FG%	FT%																						
2016-17	31/7	3.2	2.4	0.4	0.4	.469	.686																						
Career	31/7	3.2	2.4	0.4	0.4	.469	.686																						
12		BRACHEN HAZEN ■ FR ■ F ■ 6-8 ■ 195 Fort Wayne, Ind. ■ Columbia City HS	<table><tr><th>YEAR</th><th>GP/GS</th><th>PPG</th><th>APG</th><th>RPG</th><th>FG%</th><th>3FG%</th><th>FT%</th></tr><tr><td>2016-17</td><td>13/0</td><td>0.2</td><td>0.2</td><td>0.9</td><td>.167</td><td>.000</td><td>.250</td></tr><tr><td>Career</td><td>13/0</td><td>0.2</td><td>0.2</td><td>0.9</td><td>.167</td><td>.000</td><td>.250</td></tr></table>	YEAR	GP/GS	PPG	APG	RPG	FG%	3FG%	FT%	2016-17	13/0	0.2	0.2	0.9	.167	.000	.250	Career	13/0	0.2	0.2	0.9	.167	.000	.250	PLAYER NOTABLES: <ul style="list-style-type: none">Had a tip-in off an offensive rebound vs. Austin Peay.Ranked as the No. 7 player in the state of Indiana.Had five rebounds in seven minutes of action against Sam Houston State in North Little Rock.	CAREER HIGHS <p>PTS: 2 - Austin Peay (12/3/16) AST: 1 - Sam Houston State (12/22/16) REB: 5 - Sam Houston State (12/22/16) 3FGM: --</p>
YEAR	GP/GS	PPG	APG	RPG	FG%	3FG%	FT%																						
2016-17	13/0	0.2	0.2	0.9	.167	.000	.250																						
Career	13/0	0.2	0.2	0.9	.167	.000	.250																						
13		DUSTIN THOMAS ■ R-JR ■ F ■ 6-8 ■ 225 Texarkana, Texas ■ University of Colorado	<table><tr><th>YEAR</th><th>GP/GS</th><th>PPG</th><th>RPG</th><th>BPG</th><th>SPG</th><th>FG%</th><th>FT%</th></tr><tr><td>2016-17</td><td>31/22</td><td>5.4</td><td>4.0</td><td>0.2</td><td>0.6</td><td>.480</td><td>.683</td></tr><tr><td>Career</td><td>98/39</td><td>4.4</td><td>2.9</td><td>0.2</td><td>0.4</td><td>.448</td><td>.639</td></tr></table>	YEAR	GP/GS	PPG	RPG	BPG	SPG	FG%	FT%	2016-17	31/22	5.4	4.0	0.2	0.6	.480	.683	Career	98/39	4.4	2.9	0.2	0.4	.448	.639	PLAYER NOTABLES: <ul style="list-style-type: none">Has scored 8+ points in 10 games this season.Recorded 10 pts and 6 rbs in his first start as a Razorback.Had seven first half rebounds against Sam Houston State.Sat out last season after transferring from Colorado.	CAREER HIGHS <p>PTS: 17 - USC (1/4/15) REB: 9 - at LSU (2/11/17) BLK: 2 - (2x) last vs. California (2/12/15) STL: 3 - (2x) last at LSU (2/11/17)</p>
YEAR	GP/GS	PPG	RPG	BPG	SPG	FG%	FT%																						
2016-17	31/22	5.4	4.0	0.2	0.6	.480	.683																						
Career	98/39	4.4	2.9	0.2	0.4	.448	.639																						
21		MANUALE WATKINS ■ SR ■ G ■ 6-3 ■ 222 Fayetteville, Ark. ■ Fayetteville HS	<table><tr><th>YEAR</th><th>GP/GS</th><th>PPG</th><th>APG</th><th>RPG</th><th>SPG</th><th>FG%</th><th>FT%</th></tr><tr><td>2016-17</td><td>31/18</td><td>6.0</td><td>1.9</td><td>3.8</td><td>1.2</td><td>.563</td><td>.586</td></tr><tr><td>Career</td><td>107/27</td><td>4.2</td><td>1.5</td><td>2.7</td><td>1.0</td><td>.528</td><td>.594</td></tr></table>	YEAR	GP/GS	PPG	APG	RPG	SPG	FG%	FT%	2016-17	31/18	6.0	1.9	3.8	1.2	.563	.586	Career	107/27	4.2	1.5	2.7	1.0	.528	.594	PLAYER NOTABLES: <ul style="list-style-type: none">Has 17 TO's in 681 mins. of action or 1.0 TO every 40.1 mins.Leads the team with 38 steals.Third on the team in rebounding, averaging 3.8 rebounds per game.	CAREER HIGHS <p>PTS: 14 - (2x) last at Wake Forest (12/4/15) AST: 5 - (3x) last vs. Ole Miss (2/18/17) REB: 9 - Northwestern St. (12/1/15) STL: 5 - Wake Forest (11/19/14)</p>
YEAR	GP/GS	PPG	APG	RPG	SPG	FG%	FT%																						
2016-17	31/18	6.0	1.9	3.8	1.2	.563	.586																						
Career	107/27	4.2	1.5	2.7	1.0	.528	.594																						
23		C.J. JONES ■ FR ■ G ■ 6-5 ■ 175 Birmingham, Ala. ■ Central Park Christian	<table><tr><th>YEAR</th><th>GP/GS</th><th>PPG</th><th>APG</th><th>SPG</th><th>FG%</th><th>3FG%</th><th>FT%</th></tr><tr><td>2016-17</td><td>19/0</td><td>2.7</td><td>0.3</td><td>0.1</td><td>.472</td><td>.500</td><td>.714</td></tr><tr><td>Career</td><td>19/0</td><td>2.7</td><td>0.3</td><td>0.1</td><td>.472</td><td>.500</td><td>.714</td></tr></table>	YEAR	GP/GS	PPG	APG	SPG	FG%	3FG%	FT%	2016-17	19/0	2.7	0.3	0.1	.472	.500	.714	Career	19/0	2.7	0.3	0.1	.472	.500	.714	PLAYER NOTABLES: <ul style="list-style-type: none">36 of his 51 points this season have come from three's.Averaged 28 ppg, 6 rpg, 4 apg and 3 spg as a senior.Had 11 points vs. Austin Peay on 4-of-6 shooting, 3-of-4 from behind the arc. Is shooting 48.6 percent from the field.	CAREER HIGHS <p>PTS: 11 - (2x) last vs. Austin Peay (12/3/16) AST: 2 - Austin Peay (12/3/16) STL: 1 - Missouri (1/14/17) 3FGM: 3 - Austin Peay (12/3/16)</p>
YEAR	GP/GS	PPG	APG	SPG	FG%	3FG%	FT%																						
2016-17	19/0	2.7	0.3	0.1	.472	.500	.714																						
Career	19/0	2.7	0.3	0.1	.472	.500	.714																						
31		ANTON BEARD ■ JR ■ G ■ 6-0 ■ 198 North Little Rock, Ark. ■ North Little Rock HS	<table><tr><th>YEAR</th><th>GP/GS</th><th>PPG</th><th>APG</th><th>SPG</th><th>FG%</th><th>3FG%</th><th>FT%</th></tr><tr><td>2016-17</td><td>31/11</td><td>7.8</td><td>2.0</td><td>1.0</td><td>.411</td><td>.370</td><td>.753</td></tr><tr><td>Career</td><td>89/28</td><td>6.8</td><td>1.8</td><td>1.0</td><td>.383</td><td>.340</td><td>.688</td></tr></table>	YEAR	GP/GS	PPG	APG	SPG	FG%	3FG%	FT%	2016-17	31/11	7.8	2.0	1.0	.411	.370	.753	Career	89/28	6.8	1.8	1.0	.383	.340	.688	PLAYER NOTABLES: <ul style="list-style-type: none">Pulled down multiple rebounds in 10 of the last 15 games.Has multiple assists in 19 games this year.Had 7 dimes against LSU, most by a Razorback this year.	CAREER HIGHS <p>PTS: 18 - at Georgia (1/23/16) AST: 7 - LSU (1/21/17) STL: 5 - Milwaukee (12/22/14) 3FGM: 4 - at Ole Miss (2/14/15)</p>
YEAR	GP/GS	PPG	APG	SPG	FG%	3FG%	FT%																						
2016-17	31/11	7.8	2.0	1.0	.411	.370	.753																						
Career	89/28	6.8	1.8	1.0	.383	.340	.688																						
33		MOSES KINGSLEY ■ SR ■ F ■ 6-10 ■ 230 Abuja, Nigeria ■ Huntington Prep (W.Va.)	<table><tr><th>YEAR</th><th>GP/GS</th><th>PPG</th><th>RPG</th><th>BPG</th><th>SPG</th><th>FG%</th><th>FT%</th></tr><tr><td>2016-17</td><td>31/31</td><td>12.0</td><td>7.8</td><td>2.6</td><td>0.6</td><td>.457</td><td>.761</td></tr><tr><td>Career</td><td>131/66</td><td>8.7</td><td>5.6</td><td>1.9</td><td>0.6</td><td>.507</td><td>.677</td></tr></table>	YEAR	GP/GS	PPG	RPG	BPG	SPG	FG%	FT%	2016-17	31/31	12.0	7.8	2.6	0.6	.457	.761	Career	131/66	8.7	5.6	1.9	0.6	.507	.677	PLAYER NOTABLES: <ul style="list-style-type: none">Named All-SEC 2nd team & to the SEC All-Defensive team.Is second in the SEC in career double-doubles with 23.Is T-17th in the country with 2.58 blocks per game.Has 3+ blocks in 15 games this season.	CAREER HIGHS <p>PTS: 26 - at Dayton (12/30/15) REB: 14 - (3x) last vs. #25 Florida (12/29/16) BLK: 8 - Tennessee Tech (12/12/15) STL: 4 - Auburn (2/17/16)</p>
YEAR	GP/GS	PPG	RPG	BPG	SPG	FG%	FT%																						
2016-17	31/31	12.0	7.8	2.6	0.6	.457	.761																						
Career	131/66	8.7	5.6	1.9	0.6	.507	.677																						
HC		 1980-82 - Student-Athlete  1982-85 - Volunteer Assistant  1985-89 - Volunteer Assistant 1989-00 - Assistant Coach 2000-02 - Assistant Head Coach  2002-06 - Head Coach 89-41 (.680)  2006-11 - Head Coach 111-57 (.660)  2011-Present - Head Coach 125-72 (.635)																											